



# *GREEN LAKE COUNTY*

*571 County Road A, Green Lake, WI 54941*

---

**Original Post Date: 04/24/2026**

**Amended Post Date:**

**The following documents are included in the packet for the Finance & Insurance Committee Meeting on April 29<sup>th</sup>, 2026:**

- 1) Agenda
- 2) Minutes – 03/25/2026
- 3) Resolution
  - Relating to Cancellation of Outstanding Checks
- 4) Treasurer’s Monthly Report
- 5) Carryovers
- 6) Finance Director Report
- 7) Revenue and Expenditures Report
- 8) Supervisor/Lay People Monthly Claims



# GREEN LAKE COUNTY OFFICE OF THE COUNTY CLERK

Samantha Stobbe  
County Clerk

Office: 920-294-4005  
FAX: 920-294-4009

## Finance & Insurance Committee Meeting Notice

**Date: Wednesday, April 29<sup>th</sup>, 2026 Time: 3:30 PM**  
**The Green Lake County Government Center, County Board Room**  
**571 County Road A, Green Lake WI**

### Amended AGENDA\*

#### Finance & Insurance Committee Members

Harley Reabe  
Donald Lenz  
Dennis Mulder  
Robert Grim  
Brian Floeter

Samantha Stobbe,  
Secretary

Virtual attendance at meetings is optional. If technical difficulties arise, there may be instances when remote access may be compromised. If there is a quorum attending in person, the meeting will proceed as scheduled.

This agenda gives notice of a meeting of the Finance Committee. It is possible that individual members of other governing bodies of Green Lake County government may attend this meeting for informative purposes. Members of the Green Lake County Board of Supervisors or its committees may be present for informative purposes but will not take any formal action. A majority or a negative quorum of the members of the Green Lake County Board of Supervisors and/or any of its committees may be present at this meeting. See State ex rel. Badke v. Vill. Bd. of Vill. of Greendale, 173 Wis.2d 553, 578, 494 N.W. 2d 408 (1993).

1. Call to Order
2. Certification of Open Meeting Law
3. Pledge of Allegiance
4. Election of Chair
5. Election of Vice Chair
6. Minutes: 3/25/2026
7. Public Comment (3 minute limit)
8. \*Resolution
  - Relating to Cancellation of Outstanding Checks
9. Treasurer's Monthly Report
  - Tax Collection Update
  - March Financial Reports
  - Sales Tax Update
10. In Rem property status update
11. \*Open sealed bids
12. Carryovers
13. Finance Report
14. Budget review of Revenue and Expenditures
15. Supervisor/Lay People Monthly Claims
16. Committee Discussion
  - Future Meeting Dates: May 27<sup>th</sup>, 2026
  - Future Agenda items for action & discussion
17. Adjourn

### Microsoft Teams meeting

[Join Meeting Now](#)

Meeting ID: 233 347 567 180 64

Passcode: We28R4C2

[Need help? | System reference](#)

#### Dial in by phone

[+1 920-515-0745,,21671830#](#) United States, Appleton

[Find a local number](#)

Phone conference ID: 216 718 30#

For organizers: [Meeting options](#) | [Reset dial-in PIN](#)

Please accept at your earliest convenience. Thank you!

[Org help](#) | [Privacy and security](#)

Kindly arrange to be present, if unable to do so, please notify our office.  
Samantha Stobbe, County Clerk

**Please note: Meeting area is accessible to the physically disabled. Anyone planning to attend who needs visual or audio assistance, should contact the County Clerk's Office, 294-4005, not later than 3 days before date of the meeting.**

**FINANCE & INSURANCE COMMITTEE**  
**March 25, 2026**

The regular meeting of the Finance & Insurance Committee was called to order by Chair Harley Reabe on Wednesday, March 25th, 2026 at 3:30 PM, in the County Board Room and via remote access format at the Government Center, Green Lake, WI. The requirements of the open meeting law were certified as being met. The Pledge of Allegiance was recited.

Present: Harley Reabe  
Dennis Mulder  
Don Lenz  
Charlie Wielgosh

Absent: Brian Floeter

Other County Employees Present: Samantha Stobbe, County Clerk; Sheriff Mark Podoll; Jess McLean, Treasurer; Jeff Mann, Corporation Counsel; Jason Jerome, County Manager

**MINUTES OF 02/25/2026**

*Motion/second (Mulder/Wielgosh)* to approve the minutes of the 02/25/2026 meeting with no additions or corrections. Motion carried with no negative vote.

**PUBLIC COMMENT** (3 minute limit) - none

**TREASURER'S MONTHLY REPORT**

- Tax Collection Update
- February Financial Reports
- Sales Tax Update

Treasurer Jess McLean summarized the reports in the packet and stated that delinquent property tax notices have been sent out. Discussion related to the Gelhar account.

**IN REM PROPERTY STATUS UPDATE**

Corporation Counsel Jeff Mann update the committee on the default hearings on March 2, 2026. The judge granted a 90 day extension to one of the property owners and Green Lake County obtained the two other properties. Corporation Counsel gave a brief overview of the steps now that the properties are owned by the County. Discussion held. Treasurer Jessica McLean stated there would be seven properties for 2022 in- rem as of today's date.

**BUDGET ADJUSTMENT**

- Sheriff's Office/Radio Tower

*Motion/second (Mulder/Lenz)* to accept the budget adjustment and forward to County Board. Motion carried with no negative vote.

**CREDIT CARD APPROVAL**

- County Clerk – Samantha Stobbe
- Fair Coordinator – Grace Brown

*Motion/second (Lenz/Wielgosh)* to approve the credit card approvals for the County Clerk and Fair Coordinator. Motion carried with no negative vote.

**FINANCE REPORT**

Discussion held on packet information.

**BUDGET REVIEW OF REVENUES AND EXPENDITURES**

Discussion held on expenditures.

**SUPERVISOR/LAY PEOPLE MONTHLY CLAIMS**

- Supervisor claims - \$3,123.41
- Lay People - \$338.97

*Motion/second (Mulder/Lenz)* to approve the supervisor and lay people claims. Motion carried with no negative vote.

**COMMITTEE DISCUSSION**

- Future meeting dates: Regular meeting – April 29, 2026 @ 3:30 PM
- Future agenda items for action & discussion:

**ADJOURNMENT**

Chair Reabe adjourned the meeting at 3:46PM.

Submitted by,

Samantha Stobbe  
County Clerk

DRAFT

**Resolution Number -2026**

**Relating to Cancellation of Outstanding Checks**

1 The County Board of Supervisors of Green Lake County, Green Lake, Wisconsin, duly  
2 assembled at its regular meeting begun on the 19th day of May 2026, does resolve as follows:

3  
4 **WHEREAS**, eleven checks issued by the Treasurer of Green Lake County, drawn against the  
5 County's account at Horicon Bank have not been presented for payment by the payees of said  
6 checks in excess of one (1) year since said checks were issued;

7  
8 **NOW, THEREFORE BE IT RESOLVED**, that said outstanding checks as listed below be  
9 cancelled, and the amounts represented thereby be restored to the County's general account:

CHECK DATE	CHECK NUMBER	PAYEE	AMOUNT
06/07/2024	219718	Daniel Joseph Lavoie	\$22.96
07/19/2024	220238	Timothy Baker	\$100.00
12/18/2024	221813	Roger Tamsen II	\$49,177.79
01/08/2025	221996	10-51 Towing & Recovery	\$209.15
01/22/2025	222176	Cameron Kinnard	\$15.00
01/22/2025	222177	Chess Luben	\$20.00
01/22/2025	222178	Christopher Kasubaski	\$15.00
01/22/2025	222182	Gordon Schwarz	\$15.00
01/22/2025	222189	Orion Peet	\$25.00
01/22/2025	222190	Sean Sahotsky	\$15.00
02/19/2025	222501	Boudry Therapy And Rehab	\$1,415.35
03/04/2025	222608	Bailey Reese-Dowd	\$20.20

Roll Call on Resolution No. -2026

Submitted by Finance Committee:

Ayes , Nays , Absent , Abstain ,  
Vacant

Passed and Adopted/Rejected this 19th  
day of May 2026.

\_\_\_\_\_  
County Board Chairman

\_\_\_\_\_  
ATTEST: County Clerk  
Approve as to Form:

\_\_\_\_\_  
Corporation Counsel

\_\_\_\_\_  
Harley Reabe

\_\_\_\_\_  
Brian Floeter

\_\_\_\_\_  
Robert Grim

\_\_\_\_\_  
Dennis Mulder

\_\_\_\_\_  
Don Lenz

	<b>CHECK DATE</b>	<b>CHECK NUMBER</b>	<b>PAYEE</b>	<b>AMOUNT</b>
25				
26	03/04/2026	222626	Jacob Jamal Gonzalves	\$18.66
27	03/04/2026	222640	Pamela Sue Engstrom	\$17.40
28	04/15/2025	223180	Brodie Wyatt Treder	\$23.70
29	04/15/2025	223181	Catherine Eckert	\$30.00
30	04/15/2025	223184	Davi Lamb	\$27.60
31	04/15/2025	223186	Erica Meade	\$41.60

32

33

34 **BE IT FURTHER RESOLVED**, that a copy of this resolution be furnished to the Horicon  
35 Bank.

36

37 **NOTE:** The above checks contain the notation "Void after six months"

38



**GREEN LAKE COUNTY**  
**OFFICE OF THE COUNTY TREASURER**

*Jessica McLean*  
Treasurer

Office: 920-294-4018  
FAX: 920-299-5064

---

April 17, 2026

Memo to Finance Committee:

**SALES TAX**

The monthly sales tax deposit totaled \$157,466.70.

**TAX COLLECTION**

As of April 17<sup>th</sup>, the outstanding balance for 2025 property tax totals \$10,107,126.73. This figure comprises \$9,277,185.25 in postponed taxes and \$829,941.48 in delinquent taxes.

**IN-REM**

There are currently 5 parcels that have delinquent taxes for 2022.

**CREDIT CARD**

Per this month's credit card statement, we have a balance of 189,087 credit card points. The county has earned an additional 49,948 points this statement. This calculates to \$1,890.87.

Respectfully submitted,

*Jessica McLean*

Jessica McLean

GREEN LAKE COUNTY TREASURER'S REPORT

MARCH 2026

TREASURER'S CASH BALANCE: 2/28/2026 **866,811.58**

<b>RECEIPTS:</b>			
General:		4,544,502.29	
Redemption Tax - Principle		26,869.47	
Redemption Tax - Interest		4,470.35	
Redemption Tax - Penalty		2,255.09	
Postponed & Delinquent Tax - Principle		511,367.52	
Postponed & Delinquent Tax - Interest		7,017.00	
Postponed & Delinquent Tax - Penalty		3,610.69	
Postponed & Delinquent Principle Specials		12,142.11	
Certificate Principle: Specials		135.46	
Interest Tax - Specials		244.25	
Sales Tax Deposit from State		157,466.70	
April Lottery & Gaming Settlement		875,859.30	
Transfers for Highway Building Invoices		2,058,310.42	
Transfers from Investments		2,450,000.00	
<b>TOTAL RECEIPTS:</b>		<b>10,654,250.65</b>	<b>11,521,062.23</b>

<b>DISBURSEMENTS:</b>			
General Maintenance:		7,385,435.35	
Direct Deposit Payroll		671,356.31	
DHHS Deposit to LGIP		806,743.87	
Payroll deductions and taxes		458,207.18	
Sales Tax Money Transfer to LGIP		174,442.82	
Real Estate Transfer Fees		23,831.76	
Allstate		3,275.54	
Monthly Insurance		280,767.28	
Monthly Credit Card		45,900.46	
Delta Dental		7,546.46	
FSA Funds		11,656.33	
Fleetcore		729.40	
<b>TOTAL DISBURSEMENTS:</b>		<b>9,869,892.76</b>	

TREASURER'S CASH BALANCE: 03/31/26 **1,651,169.47**

<b>BANK RECONCILIATION</b>			
Green Lake Horicon Bank - Checking:	195	121,000.64	Balanced Monthly
Green Lake Horicon Bank - Money Market:	224	1,638,435.12	Balanced Monthly
<b>TOTAL</b>		<b>1,759,435.76</b>	

Less Outstanding Checks Balanced with Bank  
**108,266.29** & ALIO Monthly

Available Bank Balance **1,651,169.47**

CASH BALANCE	<b>1,651,169.47</b>
TREASURER'S CASH	<b>1,651,169.47</b>
DIFFERENCE	<b>0.00</b>

**GREEN LAKE COUNTY TREASURER'S REPORT**

**MARCH 2026**

**RECONCILIATION OF RECEIPTS & DEPOSITS**

Cash in Office	February 28, 2026	0.00
Total Receipts	MARCH 2026	10,654,250.65
<b>SUB TOTAL</b>		<b>10,654,250.65</b>
Less Deposits for Month:		<u>10,654,250.65</u>
Cash in Office	3/31/2026	-

**PROOF OF OUTSTANDING CHECKS**

Outstanding Checks	February 28, 2026	507,346.15
Total Disbursements	MARCH 2026	9,869,892.76
<b>SUB TOTAL</b>		<b><u>10,377,238.91</u></b>
Less Checks Cashed by Bank		9,138,090.47
DHHS Deposit to LGIP		806,743.87
Payroll deductions and taxes		149,739.75
Sales Tax transfer to LGIP		174,442.82
FSA Refund		-44.29
<b>Outstanding Checks</b>	<b>3/31/2026</b>	<b>108,266.29</b>

**2026 INTEREST REVENUE**

1/31/26 Money Markets	January Interest	\$44,659.08
2/28/26 Money Markets	February Interest	\$46,384.42
3/31/26 Money Markets	March Interest	\$64,493.13
4/30/26 Money Markets	April Interest	\$0.00
5/31/26 Money Markets	May Interest	\$0.00
6/30/26 Money Markets	June Interest	\$0.00
7/31/26 Money Markets	July Interest	\$0.00
8/31/26 Money Markets	August Interest	\$0.00
9/30/26 Money Markets	September Interest	\$0.00
10/31/26 Money Markets	October Interest	\$0.00
11/30/26 Money Markets	November Interest	\$0.00
12/31/26 Money Markets	December Interest	\$0.00
	<b>TOTAL</b>	<b><u>\$155,536.63</u></b>

**HORICON BANK ACCOUNT**

**Balance**

Gelhar Escrow Account #8674	\$100,454.39
-----------------------------	--------------

**GREEN LAKE COUNTY TREASURER'S REPORT**

**INVESTMENTS MARCH 2026**

<u>Date</u>	<u>LOCAL GOVERNMENT INVESTMENT POOL</u>	<u>Account #01</u>	<u>#4000</u>	<u>Account #01</u>
01/31/26	Balance L.G.I.P.			25,530.92
	DCF SPARC PMT			64,378.37
	HSF COMM AIDS			742,365.50
	Interest			507.16
	State Payment			9,119.98
	Transfer to 224			700,000.00
				<b>\$123,661.97</b>

<u>Date Started</u>	<u>INSTITUTIONS</u>			<u>PRINCIPLE</u>	<u>YIELD RATE</u>
04/20/11	Farmers & Merchants Bank**	Money Market	818	648,022.62	3.69%
02/13/20	ERGO Bank**	Money Market	2620	669,683.56	2.22%
03/01/20	Fortifi Bank** (ICS)	ICS	4930	2,414,512.41	3.70%
11/03/20	Charles Schwab (Dana Investments)	Short-Term Bonds	9437	2,192,869.19	4.04%
05/21/21	ERGO Bank**	Money Market	2833	485,402.03	2.08%
11/01/15	Horicon Retirement	Money Market	4497	75.36	0.30%
08/05/13	Ripon Horicon Bank	Money Market	1744	5,387.35	1.05%
02/29/24	Horicon Bank** (ICS)	ICS	2082	13,264,720.94	3.82%
01/01/24	LGIP		#2 & #5	3,152,952.67	3.69%
		<b>TOTAL</b>		<b>\$22,833,626.13</b>	

\*\* Collateralized Investment

**SALES TAX**

	<u>2026 PRINCIPLE</u>	<u>2026 INTEREST</u>	<u>TOTAL SALES TAX</u>
<b>BALANCE 12/31/2025</b>			8,111,231.21
01/31/26	178,274.18	26,044.62	204,318.80
02/28/26	184,190.26	23,263.03	207,453.29
03/31/26	174,442.82	19,075.20	193,518.02
04/30/26	0.00	0.00	0.00
05/31/26	0.00	0.00	0.00
06/30/26	0.00	0.00	0.00
07/31/26	0.00	0.00	0.00
08/31/26	0.00	0.00	0.00
09/30/26	0.00	0.00	0.00
10/31/26	0.00	0.00	0.00
11/30/26	0.00	0.00	0.00
12/31/26	0.00	0.00	0.00
<b>TOTAL COLLECTED IN 2026</b>	<b>536,907.26</b>	<b>68,382.85</b>	<b>\$8,716,521.32</b>
<b>TOTAL 2026 BOND PAYMENTS TAKEN FROM SALES TAX FUND</b>			<b>2,600,000.00</b>
<b>TOTAL PAID TOWARD HIGHWAY BONDS</b>			<b>3,111,374.91</b>

**\$6,116,521.32**

**SALES TAX INVESTMENTS**

<u>Institution</u>	<u>CD/MM #</u>	<u>Term</u>	<u>Principle Invested</u>	<u>Int. Rate</u>
3/31/2026 LGIP Sales Tax Account #09			6,116,521.32	3.69%
<b>Total Funds Held in Trust</b>			<b>\$6,116,521.32</b>	

**2026 LOAN PAYMENT HISTORY**

<u>PAYMENT DATE</u>	<u>LOAN PAYMENT AMOUNT</u>	<u>TOTAL</u>
	\$1,028,329.40	\$1,028,329.40
	\$0.00	\$0.00
		<b>\$1,028,329.40</b>
		<b>Total Paid on Loan in 2026</b>

**2026 HIGHWAY BOND PAYMENTS**

<u>PAYMENT DATE</u>	<u>PAYMENT HISTORY</u>	<u>TOTAL</u>
	\$3,111,374.91	\$3,111,374.91
	\$0.00	\$0.00
		<b>\$3,111,374.91</b>
		<b>Total Paid on Loan in 2026</b>

MARCH 2026

**EFFECTIVE INTEREST RATES - OVERALL**

<b><u>INSTITUTION</u></b>	<b><u>AMOUNT</u></b>	<b><u>ACCOUNT NUMBER</u></b>	<b><u>RATE</u></b>
L.G.I.P.	31,793,157.96		3.69%
Farmers & Merchants Bank**	648,022.62	818	3.69%
ERGO Bank**	669,683.56	2620	2.22%
Fortifi Bank** (ICS)	2,414,512.41	4930	3.70%
Charles Schwab (Dana Investments)	2,192,869.19	9437	4.04%
ERGO Bank**	485,402.03	2833	2.08%
Horicon Retirement	75.36	4497	0.30%
Ripon Horicon Bank	5,387.35	1744	1.05%
Horicon Bank** (ICS)	13,264,720.94	2082	3.82%
Horicon Bank	<u>1,638,435.12</u>	224	0.30%
	53,112,266.54		
<b><u>TOTAL INVESTED</u></b>	<b>51,468,368.71</b>		

Date	Institution	Account #	Amount	Date	Institution	Account #	Amount		
1/31/2026	LGIP	Account #1	3,032.14	7/31/2026	LGIP	Account #1	0.00		
1/31/2026	Farmers & Merchants	818	2,205.63	7/31/2026	Farmers & Merchants	818	0.00		
1/31/2026	ERGO Bank	2620	1,295.53	7/31/2026	ERGO Bank	2620	0.00		
1/31/2026	Fortifi Bank	4930	8,832.91	7/31/2026	Fortifi Bank	4930	0.00		
1/31/2026	Charles Schwab	9437	10,607.75	7/31/2026	Charles Schwab	9437	0.00		
1/31/2026	Horicon Retirement	4497	0.80	7/31/2026	Horicon Retirement	4497	0.00		
1/31/2026	Ripon Horicon Bank	1744	4.80	7/31/2026	Ripon Horicon Bank	1744	0.00		
1/31/2026	Horicon	224	262.80	7/31/2026	Horicon	224	0.00		
1/31/2026	Horicon	195	236.40	7/31/2026	Horicon	195	0.00		
1/31/2026	Horicon	2082	14,334.37	7/31/2026	Horicon	2082	0.00		
1/31/2026	ERGO Bank	2833	3,845.95	7/31/2026	ERGO Bank	2833	0.00		
			TOTAL INTEREST	\$44,659.08				TOTAL INTEREST	\$0.00

Date	Institution	Account #	Amount	Date	Institution	Account #	Amount		
2/28/2026	LGIP	Account #1	613.58	8/31/2026	LGIP	Account #1	0.00		
2/28/2026	Farmers & Merchants	818	1,894.52	8/31/2026	Farmers & Merchants	818	0.00		
2/28/2026	ERGO Bank	2620	1,126.20	8/31/2026	ERGO Bank	2620	0.00		
2/28/2026	Fortifi Bank	4930	7,048.69	8/31/2026	Fortifi Bank	4930	0.00		
2/28/2026	Charles Schwab	9437	8,775.13	8/31/2026	Charles Schwab	9437	0.00		
2/28/2026	Horicon Retirement	4497	0.88	8/31/2026	Horicon Retirement	4497	0.00		
2/28/2026	Ripon Horicon Bank	1744	4.33	8/31/2026	Ripon Horicon Bank	1744	0.00		
2/28/2026	Horicon	224	352.38	8/31/2026	Horicon	224	0.00		
2/28/2026	Horicon	195	212.18	8/31/2026	Horicon	195	0.00		
2/28/2026	Horicon	2082	23,013.27	8/31/2026	Horicon	2082	0.00		
2/28/2026	ERGO Bank	2833	3,343.26	8/31/2026	ERGO Bank	2833	0.00		
			TOTAL INTEREST	\$46,384.42				TOTAL INTEREST	\$0.00

Date	Institution	Account #	Amount	Date	Institution	Account #	Amount		
3/31/2026	LGIP	Account #1	507.16	9/30/2026	LGIP	Account #1	0.00		
3/31/2026	Farmers & Merchants	818	2,034.24	9/30/2026	Farmers & Merchants	818	0.00		
3/31/2026	ERGO Bank	2620	1,248.97	9/30/2026	ERGO Bank	2620	0.00		
3/31/2026	Fortifi Bank	4930	7,551.68	9/30/2026	Fortifi Bank	4930	0.00		
3/31/2026	Charles Schwab	9437	8,210.80	9/30/2026	Charles Schwab	9437	0.00		
3/31/2026	Horicon Retirement	4497	0.83	9/30/2026	Horicon Retirement	4497	0.00		
3/31/2026	Ripon Horicon Bank	1744	4.80	9/30/2026	Ripon Horicon Bank	1744	0.00		
3/31/2026	Horicon	224	326.16	9/30/2026	Horicon	224	0.00		
3/31/2026	Horicon	195	407.35	9/30/2026	Horicon	195	0.00		
3/31/2026	Horicon	2082	43,099.29	9/30/2026	Horicon	2082	0.00		
3/31/2026	ERGO Bank	2833	1,101.85	9/30/2026	ERGO Bank	2833	0.00		
			TOTAL INTEREST	\$64,493.13				TOTAL INTEREST	\$0.00

Date	Institution	Account #	Amount	Date	Institution	Account #	Amount		
4/30/2026	LGIP	Account #1	0.00	10/31/2026	LGIP	Account #1	0.00		
4/30/2026	Farmers & Merchants	818	0.00	10/31/2026	Farmers & Merchants	818	0.00		
4/30/2026	ERGO Bank	2620	0.00	10/31/2026	ERGO Bank	2620	0.00		
4/30/2026	Fortifi Bank	4930	0.00	10/31/2026	Fortifi Bank	4930	0.00		
4/30/2026	Charles Schwab	9437	0.00	10/31/2026	Charles Schwab	9437	0.00		
4/30/2026	Horicon Retirement	4497	0.00	10/31/2026	Horicon Retirement	4497	0.00		
4/30/2026	Ripon Horicon Bank	1744	0.00	10/31/2026	Ripon Horicon Bank	1744	0.00		
4/30/2026	Horicon	224	0.00	10/31/2026	Horicon	224	0.00		
4/30/2026	Horicon	195	0.00	10/31/2026	Horicon	195	0.00		
4/30/2026	Horicon	2082	0.00	10/31/2026	Horicon	2082	0.00		
4/30/2026	ERGO Bank	2833	0.00	10/31/2026	ERGO Bank	2833	0.00		
			TOTAL INTEREST	\$0.00				TOTAL INTEREST	\$0.00

Date	Institution	Account #	Amount	Date	Institution	Account #	Amount		
5/31/2026	LGIP	Account #1	0.00	11/30/2026	LGIP	Account #1	0.00		
5/31/2026	Farmers & Merchants	818	0.00	11/30/2026	Farmers & Merchants	818	0.00		
5/31/2026	ERGO Bank	2620	0.00	11/30/2026	ERGO Bank	2620	0.00		
5/31/2026	Fortifi Bank	4930	0.00	11/30/2026	Fortifi Bank	4930	0.00		
5/31/2026	Charles Schwab	9437	0.00	11/30/2026	Charles Schwab	9437	0.00		
5/31/2026	Horicon Retirement	4497	0.00	11/30/2026	Horicon Retirement	4497	0.00		
5/31/2026	Ripon Horicon Bank	1744	0.00	11/30/2026	Ripon Horicon Bank	1744	0.00		
5/31/2026	Horicon	224	0.00	11/30/2026	Horicon	224	0.00		
5/31/2026	Horicon	195	0.00	11/30/2026	Horicon	195	0.00		
5/31/2026	Horicon	2082	0.00	11/30/2026	Horicon	2082	0.00		
5/31/2026	ERGO Bank	2833	0.00	11/30/2026	ERGO Bank	2833	0.00		
			TOTAL INTEREST	\$0.00				TOTAL INTEREST	\$0.00

Date	Institution	Account #	Amount	Date	Institution	Account #	Amount		
6/30/2026	LGIP	Account #1	0.00	12/31/2026	LGIP	Account #1	0.00		
6/30/2026	Farmers & Merchants	818	0.00	12/31/2026	Farmers & Merchants	818	0.00		
6/30/2026	ERGO Bank	2620	0.00	12/31/2026	ERGO Bank	2620	0.00		
6/30/2026	Fortifi Bank	4930	0.00	12/31/2026	Fortifi Bank	4930	0.00		
6/30/2026	Charles Schwab	9437	0.00	12/31/2026	Charles Schwab	9437	0.00		
6/30/2026	Horicon Retirement	4497	0.00	12/31/2026	Horicon Retirement	4497	0.00		
6/30/2026	Ripon Horicon Bank	1744	0.00	12/31/2026	Ripon Horicon Bank	1744	0.00		
6/30/2026	Horicon	224	0.00	12/31/2026	Horicon	224	0.00		
6/30/2026	Horicon	195	0.00	12/31/2026	Horicon	195	0.00		
6/30/2026	Horicon	2082	0.00	12/31/2026	Horicon	2082	0.00		
6/30/2026	ERGO Bank	2833	0.00	12/31/2026	ERGO Bank	2833	0.00		
			TOTAL INTEREST	\$0.00				TOTAL INTEREST	\$0.00

## SALES TAX COMPARISON BY MONTH

	<b>2022</b>	<b>2023</b>	<b>2024</b>	<b>2025</b>	<b>2026</b>	<b>Average</b>	<b>Highest</b>	<b>Lowest</b>
JANUARY	129,910.32	132,549.17	126,028.23	192,437.69	184,190.26	105,631.22	192,437.69	62,321.73
FEBRUARY	165,044.95	196,656.86	213,847.99	162,124.50	174,442.82	107,454.56	213,847.99	60,255.84
MARCH	109,740.25	119,323.49	144,195.78	135,665.97	157,466.70	91,411.49	157,466.70	46,994.44
APRIL	136,138.08	127,794.28	113,200.60	140,800.06		82,235.50	140,800.06	36,804.46
MAY	159,631.49	170,254.53	191,510.44	195,134.08		96,673.72	195,134.08	41,257.94
JUNE	194,310.06	189,432.17	181,485.34	157,222.00		107,544.30	194,310.06	59,400.00
JULY	177,408.66	196,260.51	177,331.77	250,363.26		116,287.51	250,363.26	15,457.04
AUGUST	199,766.82	212,840.16	247,619.31	247,899.42		135,846.13	247,899.42	83,741.27
SEPTEMBER	207,875.18	222,261.39	190,556.96	223,016.04		136,333.75	223,016.04	1,077.35
OCTOBER	185,549.27	188,231.58	222,789.79	263,109.56		134,241.40	263,109.56	64,005.77
NOVEMBER	198,999.02	211,363.18	207,042.64	181,073.24		133,634.90	211,363.18	64,072.75
DECEMBER	178,669.33	174,339.55	173,237.83	178,274.18		118,527.00	178,669.33	64,039.26
	2,043,043.43	2,141,306.87	2,188,846.68	2,327,120.00	516,099.78	1,282,657.90	2,141,306.87	931,953.00

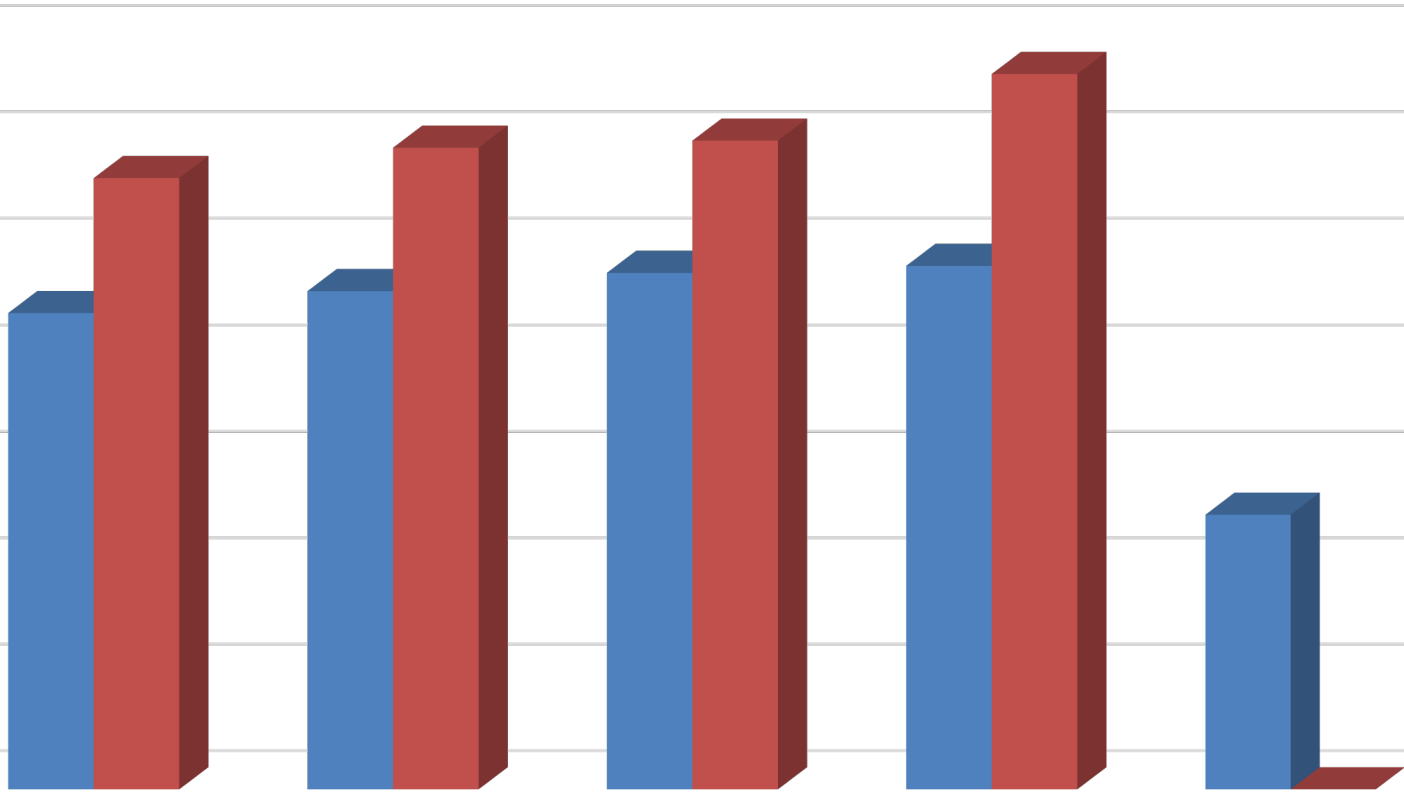
	5.92%	4.81%	2.22%	6.32%	0.00%
--	-------	-------	-------	-------	-------

By Quarter	<b>2022</b>	<b>2023</b>	<b>2024</b>	<b>2025</b>	<b>2026</b>
Qtr 1	404,695.52	448,529.52	484,072.00	490,228.16	516,099.78
Qtr 2	490,079.63	487,480.98	486,196.38	493,156.14	0.00
Qtr 3	585,050.66	631,362.06	615,508.04	721,278.72	0.00
Qtr 4	563,217.62	573,934.31	603,070.26	622,456.98	0.00
Total	2,043,043.43	2,141,306.87	2,188,846.68	2,327,120.00	516,099.78
Variance	-	-	-	-	-

	<b>2022</b>	<b>2023</b>	<b>2024</b>	<b>2025</b>	<b>2026</b>
JAN-JUNE	894,775.15	936,010.50	970,268.38	983,384.30	516,099.78
JULY-DEC	1,148,268.28	1,205,296.37	1,218,578.30	1,343,735.70	0.00

### SALES TAX Q1/2 VS Q3/4

1,400,000.00  
1,200,000.00  
1,000,000.00  
800,000.00  
600,000.00  
400,000.00  
200,000.00  
0.00



2022

2023

2024

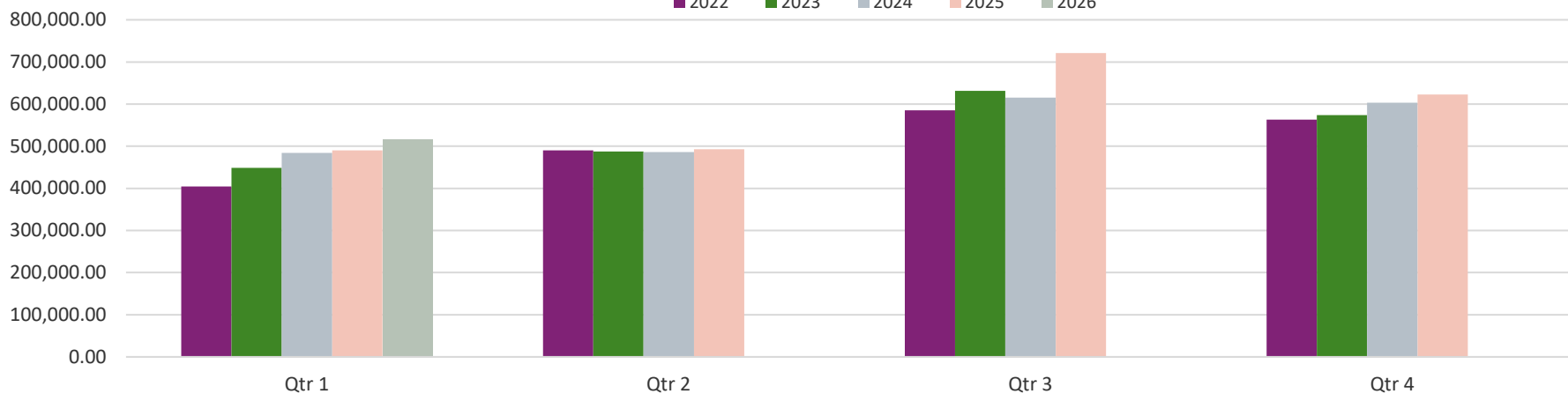
2025

2026

JAN-JUNE JULY-DEC

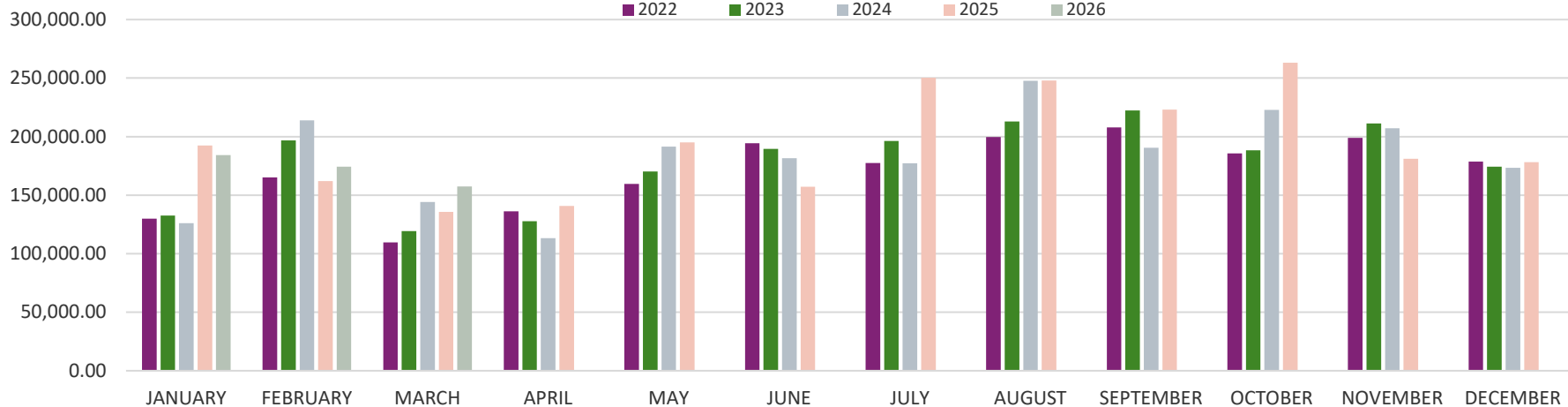
### Sales Tax Revenue by Quarter

2022 2023 2024 2025 2026



### Sales Tax Revenue by Month

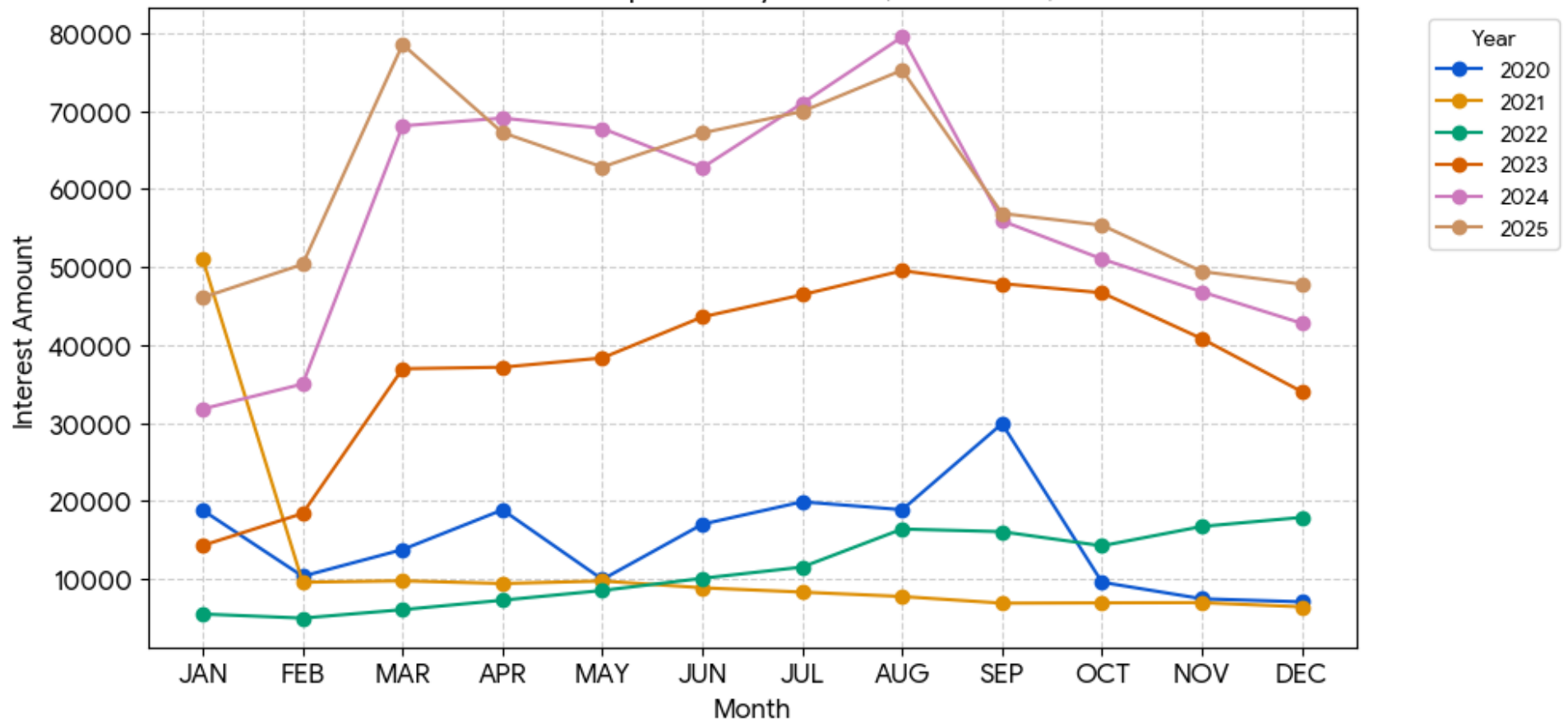
2022 2023 2024 2025 2026



**INTEREST COMPARISON BY MONTH**

	<b>2020</b>	<b>2021</b>	<b>2022</b>	<b>2023</b>	<b>2024</b>	<b>2025</b>
JANUARY	18,798.87	50,996.60	5,492.37	14,278.84	31,793.54	46,094.01
FEBRUARY	10,333.64	9,572.16	4,968.94	18,393.59	34,997.96	50,345.53
MARCH	13,760.39	9,755.02	6,050.78	36,952.50	68,106.12	78,549.70
APRIL	18,852.30	9,402.37	7,263.78	37,145.41	69,103.27	67,236.07
MAY	9,930.11	9,729.95	8,514.31	38,340.61	67,771.63	62,824.19
JUNE	17,006.60	8,856.75	10,071.91	43,592.30	62,740.40	67,183.80
JULY	19,886.57	8,303.30	11,514.72	46,440.36	71,002.68	69,951.03
AUGUST	18,872.19	7,739.63	16,396.67	49,525.00	79,507.27	75,244.88
SEPTEMBER	29,911.51	6,882.85	16,052.81	47,869.80	55,914.20	56,872.00
OCTOBER	9,567.20	6,921.24	14,238.05	46,696.07	51,025.71	55,354.06
NOVEMBER	7,449.53	6,953.51	16,725.13	40,800.73	46,814.29	49,423.50
DECEMBER	7,053.48	6,410.28	17,889.61	34,013.60	42,780.54	47,792.29
2,320,602.61	181,422.39	141,523.66	135,179.08	454,048.81	681,557.61	726,871.06
Average Interest Rate	1.15%	0.57%	0.65%	2.51%	3.21%	2.94%
	<b>2020</b>	<b>2021</b>	<b>2022</b>	<b>2023</b>	<b>2024</b>	<b>2025</b>
JAN-JUNE	88,681.91	98,312.85	42,362.09	188,703.25	334,512.92	372,233.30
JULY-DEC	92,740.48	43,210.81	92,816.99	265,345.56	347,044.69	354,637.76

Interest Comparison by Month (2020-2025)





**GREEN LAKE COUNTY**  
**OFFICE OF FINANCE**

*Finance Department*  
*Office: 920-294-4089*  
*Kyonke@greenlakecountywi.gov*

<b>Carryover Program Title</b>		<b>Carryover Amount</b>
Professional Services - Land Development (committed)	\$	38,445.07
Non-Metallic Mining (restricted)	\$	47,800.41
Land Information (restricted)	\$	114,515.08
LC No-Till Drill/Soil Health (restricted)	\$	17,543.32
Conservation/Buffer Fund (Committed)	\$	249,646.34
LC Green Lake Capture (Restricted)	\$	17,500.00
LC Multi-Discharger Variance (Restricted)	\$	7,908.75
LC Lake & River Fund (Restricted)	\$	21,904.55
Redacting Expenses (Restricted)	\$	8,408.74
Symposium (Assigned)	\$	1,818.42
Computer Forensic (Assigned)	\$	388.20
Boat Launch	\$	172,087.66
Capital Outlay - Maintenance	\$	26,361.44
EMS Contracted Services	\$	2,185,665.36
HHS Donation	\$	51,221.37
Food Pantry Donation	\$	173,318.80
FRI Vehicles	\$	28,793.50
SOW Funds	\$	27,283.69
AWY SOR	\$	14,324.00
FRI Building Maintenance	\$	12,792.76
Veterans Donations	\$	12,499.53
UW Extension Postage	\$	2,483.26
UW Extension Grants (Restricted)	\$	5,687.36
Inmate Commissary (Restricted)	\$	32,784.90
Inmate Program (Restricted)	\$	53,931.08
Crime Prevention Program	\$	45,519.07
Canine	\$	2,378.96
<b>Total Carryover Amount from 2025 to 2026</b>	<b>\$</b>	<b>3,373,011.62</b>



# Green Lake County

Finance Committee

April 15, 2026

## Current Projects:

- Carryovers 2025-2026 – Input into the system
- Year-End closing
- Rolling Balance Sheet Accounts
- Posting Levy on the General Ledger
- Onboarding Nicole Goehring the newly hired AP/Payroll Coordinator

## Upcoming Projects:

- Cost Allocation Plan for 2025
- Final 2025 Audit (June 1-5, 2026)
- 2027 Budget

## Goals:

- Streamline Financial work processes
- Streamline Carryover Processes in the LINQ software and the process with department heads from year to year.
- Accelerate the county audit in partnership with CLA to ensure a smoother, faster audit process.

Respectfully submitted,

Kayla Yonke  
Green Lake County

	2024 Budgeted	2024 Actual	2025 Budgeted	2025 Actual	2026 Budgeted	Actual as of 3/31/2026	% of Budget
				* Not Final ran 4/2/26			
Tax Levy Misc							
Revenues				\$ 1,842,772.00	\$ 1,609,340.00	\$ 153,054.97	
County Board/Committees							
Expenditures	\$ 74,948.00	\$ 58,950.08	\$ 67,838.00	\$ 57,928.49	\$ 78,611.00	\$ 17,697.38	23%
Revenues					\$ -	\$ -	
Tax Levy	\$ 74,948.00	\$ 58,950.08	\$ 67,838.00	\$ 57,928.49	\$ 78,611.00	\$ 17,697.38	
Library Services							
Expenditures	\$ 363,314.00	\$ 363,314.00	\$ 377,430.00	\$ 377,428.55	\$ 392,388.00	\$ 392,387.82	100%
Revenues					\$ -	\$ -	
Tax Levy	\$ 363,314.00	\$ 363,314.00	\$ 377,430.00	\$ 377,428.55	\$ 392,388.00	\$ 392,387.82	
Economic Development							
Expenditures	\$ 26,168.00	\$ 26,168.00	\$ 12,000.00	\$ 12,000.00	\$ 12,000.00	\$ 3,000.00	25%
Revenues							
Tax Levy	\$ 26,168.00	\$ 26,168.00	\$ 12,000.00	\$ 12,000.00	\$ 12,000.00	\$ 3,000.00	
Clerk of Courts							
Expenditures	\$ 504,651.00	\$ 575,365.13	\$ 554,229.02	\$ 526,745.76	\$ 562,078.00	\$ 60,523.47	11%
Revenues	\$ 263,335.00	\$ 296,028.29	\$ 273,855.00	\$ 349,292.21	\$ 287,855.00	\$ 81,497.73	28%
Tax Levy	\$ 241,316.00	\$ 279,336.84	\$ 280,374.02	\$ 177,453.55	\$ 274,223.00	\$ (20,974.26)	
District Attorney							
Expenditures	\$ 243,581.00	\$ 244,275.86	\$ 251,883.96	\$ 284,091.60	\$ 295,632.00	\$ 34,308.87	12%
Revenues					\$ 62,300.00		
Tax Levy	\$ 243,581.00	\$ 244,275.86	\$ 251,883.96	\$ 284,091.60	\$ 233,332.00	\$ 34,308.87	
Corporation Counsel							
Expenditures	\$ 214,640.00	\$ 197,747.94	\$ 221,280.87	\$ 193,157.56	\$ 181,948.00	\$ 22,502.68	12%
Revenues	\$ 61,250.00	\$ 80,933.13	\$ 61,250.00	\$ 64,967.19	\$ 8,000.00	\$ 1,256.43	16%
Tax Levy	\$ 153,390.00	\$ 116,814.81	\$ 160,030.87	\$ 128,190.37	\$ 173,948.00	\$ 21,246.25	
County Clerk							
Expenditures	\$ 1,330,187.00	\$ 1,208,498.58	\$ 1,250,543.01	\$ 1,230,381.37	\$ 1,362,917.00	\$ 443,434.91	33%
Revenues	\$ 35,375.00	\$ 62,946.97	\$ 33,975.00	\$ 29,560.91	\$ 175,875.00	\$ 12,186.37	7%
Tax Levy	\$ 1,294,812.00	\$ 1,145,551.61	\$ 1,216,568.01	\$ 1,200,820.46	\$ 1,187,042.00	\$ 431,248.54	
Circuit Court - Probate							
Expenditures	\$ 130,239.98	\$ 122,557.00	\$ 131,693.48	\$ 134,473.41	\$ 133,840.00	\$ 15,111.81	11%
Revenues	\$ 24,000.00	\$ 20,444.18	\$ 24,000.00	\$ 34,563.54	\$ 26,000.00	\$ 6,592.81	25%
Tax Levy	\$ 106,239.98	\$ 102,112.82	\$ 107,693.48	\$ 99,909.87	\$ 107,840.00	\$ 8,519.00	
Maintenance							
Expenditures	\$ 560,131.00	\$ 596,459.18	\$ 596,210.14	\$ 618,801.31	\$ 624,205.00	\$ 82,661.91	13%
Revenues	\$ 32,000.00	\$ 213.60	\$ 2,000.00	\$ -	\$ 1,000.00		0%
Tax Levy	\$ 528,131.00	\$ 596,245.58	\$ 594,210.14	\$ 618,801.31	\$ 623,205.00	\$ 82,661.91	
Register of Deeds							
Expenditures	\$ 298,885.00	\$ 236,197.59	\$ 291,176.81	\$ 276,489.87	\$ 288,743.00	\$ 33,362.89	12%
Revenues	\$ 155,125.00	\$ 255,797.24	\$ 175,125.00	\$ 274,845.18	\$ 187,125.00	\$ 29,562.30	16%
Tax Levy	\$ 143,760.00	\$ (19,599.65)	\$ 116,051.81	\$ 1,644.69	\$ 101,618.00	\$ 3,800.59	
Treasurer							
Expenditures	\$ 228,358.00	\$ 271,760.79	\$ 264,008.49	\$ 277,094.71	\$ 291,540.00	\$ 36,918.34	13%
Revenues	\$ 13,800.00	\$ 3,480.17	\$ 15,444.00	\$ 21,431.28	\$ 11,100.00	\$ 4,413.29	40%
Tax Levy	\$ 214,558.00	\$ 268,280.62	\$ 248,564.49	\$ 255,663.43	\$ 280,440.00	\$ 32,505.05	
Law Enforcement							
Expenditures	\$ 6,225,292.46	\$ 6,139,913.72	\$ 6,183,055.32	\$ 6,417,232.20	\$ 6,437,028.00	\$ 1,093,414.35	17%
Revenues	\$ 691,061.00	\$ 592,336.78	\$ 919,291.50	\$ 742,416.02	\$ 1,035,334.00	\$ 118,264.00	11%
Tax Levy	\$ 5,534,231.46	\$ 5,547,576.94	\$ 5,263,763.82	\$ 5,674,816.18	\$ 5,401,694.00	\$ 975,150.35	
Land Use Planning & Zoning							
Expenditures	\$ 496,200.00	\$ 466,861.44	\$ 506,664.24	\$ 505,259.55	\$ 534,567.00	\$ 60,604.31	11%
Revenues	\$ 154,075.00	\$ 167,635.00	\$ 163,525.00	\$ 173,090.00	\$ 167,900.00	\$ 23,875.00	14%
Tax Levy	\$ 342,125.00	\$ 299,226.44	\$ 343,139.24	\$ 332,169.55	\$ 366,667.00	\$ 36,729.31	
Veterans							
Expenditures	\$ 145,369.00	\$ 150,343.83	\$ 143,523.64	\$ 158,958.80	\$ 173,343.00	\$ 18,945.87	11%
Revenues	\$ 12,863.00	\$ 16,476.25	\$ 11,850.00	\$ 22,414.72	\$ 13,450.00	\$ 3,464.45	26%
Tax Levy	\$ 132,506.00	\$ 133,867.58	\$ 131,673.64	\$ 136,544.08	\$ 159,893.00	\$ 15,481.42	
Parks							
Expenditures	\$ 206,017.00	\$ 227,975.82	\$ 95,130.88	\$ 154,576.69	\$ 198,346.00	\$ 6,714.26	3%
Revenues	\$ 142,000.00	\$ 97,623.00	\$ 20,000.00	\$ 89,026.16	\$ 117,140.00	\$ 394.00	0%
Tax Levy	\$ 64,017.00	\$ 130,352.82	\$ 75,130.88	\$ 65,550.53	\$ 81,206.00	\$ 6,320.26	

County Fair/UW Extension	Expenditures	\$ 267,063.00	\$ 239,184.45	\$ 255,963.51	\$ 202,852.80	\$ 275,464.00	\$ 10,938.56	4%
	Revenues	\$ 56,124.00	\$ 59,010.04	\$ 56,674.00	\$ 59,254.38	\$ 84,524.00	\$ 3,650.00	4%
	Tax Levy	\$ 210,939.00	\$ 180,174.41	\$ 199,289.51	\$ 143,598.42	\$ 190,940.00	\$ 7,288.56	
Land Conservation	Expenditures	\$ 1,057,519.96	\$ 816,013.73	\$ 1,032,111.01	\$ 989,994.49	\$ 1,955,138.00	\$ 84,245.68	4%
	Revenues	\$ 626,709.96	\$ 501,204.97	\$ 544,734.00	\$ 520,756.61	\$ 1,576,983.00	\$ 43,870.13	3%
	Tax Levy	\$ 430,810.00	\$ 314,808.76	\$ 487,377.01	\$ 469,237.88	\$ 378,155.00	\$ 40,375.55	
Emergency Government	Expenditures	\$ 69,344.00	\$ 68,072.72	\$ 59,429.66	\$ 79,445.26	\$ 80,490.00	\$ 1,241.91	2%
	Revenues	\$ 31,550.00	\$ -	\$ 56,301.61	\$ 54,992.14	\$ 31,993.00	\$ -	0%
	Tax Levy	\$ 37,794.00	\$ 68,072.72	\$ 3,128.05	\$ 24,453.12	\$ 48,497.00	\$ 1,241.91	
Medical Examiner	Expenditures	\$ 141,434.00	\$ 143,103.75	\$ 135,053.30	\$ 147,373.06	\$ 157,955.00	\$ 17,868.10	11%
	Revenues	\$ 63,400.00	\$ 115,160.57	\$ 33,200.00	\$ 34,101.18	\$ 40,500.00	\$ 6,374.58	16%
	Tax Levy	\$ 78,034.00	\$ 27,943.18	\$ 101,853.30	\$ 113,271.88	\$ 117,455.00	\$ 11,493.52	
Land Information	Expenditures	\$ 111,000.00	\$ 115,285.34	\$ 148,544.00	\$ 128,211.34	\$ 245,260.00	\$ 47,696.00	19%
	Revenues	\$ 111,000.00	\$ 115,160.57	\$ 168,544.00	\$ 161,869.00	\$ 245,260.00	\$ 4,778.00	2%
	Tax Levy	\$ -	\$ 124.77	\$ (20,000.00)	\$ (33,657.66)	\$ -	\$ 42,918.00	
County Administrator	Expenditures	\$ 169,892.00	\$ 165,093.11	\$ 161,210.31	\$ 87,618.13	\$ 464,560.00	\$ 42,058.50	9%
	Revenues	\$ 4,500.00	\$ -	\$ 4,500.00	\$ -	\$ -	\$ -	0%
	Tax Levy	\$ 165,392.00	\$ 165,093.11	\$ 156,710.31	\$ 87,618.13	\$ 464,560.00	\$ 42,058.50	
Personnel	Expenditures	\$ 20,425.00	\$ 18,447.88	\$ 14,450.00	\$ 18,645.75			
	Revenues	\$ 300.00	\$ -	\$ 300.00	\$ -			
	Tax Levy	\$ 20,125.00	\$ 18,447.88	\$ 14,150.00	\$ 18,645.75			
Finance	Expenditures	\$ 241,694.00	\$ 316,034.81	\$ 267,342.40	\$ 191,978.64			
	Revenues	\$ 241,694.00	\$ 316,034.81	\$ 267,342.40	\$ 191,978.64			
	Tax Levy	\$ 241,694.00	\$ 316,034.81	\$ 267,342.40	\$ 191,978.64			
IT	Expenditures	\$ 970,459.00	\$ 962,816.67	\$ 972,550.05	\$ 958,999.94	\$ 1,034,222.00	\$ 432,757.91	42%
	Revenues	\$ 17,731.00	\$ 8,330.48	\$ 14,310.00	\$ 13,205.62	\$ 18,022.00	\$ 50.00	0%
	Tax Levy	\$ 952,728.00	\$ 954,486.19	\$ 958,240.05	\$ 945,794.32	\$ 1,016,200.00	\$ 432,707.91	
Contingency Funds	Expenditures	\$ 1,076,018.69	\$ 58,532.61	\$ 1,154,221.86	\$ 614,597.01	\$ 110,000.00	\$ 1,765.44	2%
	Revenues	\$ 543,278.00	\$ 114,866.85	\$ -	\$ 114,476.60	\$ -	\$ 6,878.50	
	Tax Levy	\$ 532,740.69	\$ (56,334.24)	\$ 1,154,221.86	\$ 500,120.41	\$ 110,000.00	\$ (5,113.06)	
HHS	Expenditures	\$ 7,634,486.62	\$ 16,214,524.61	\$ 16,251,584.01	\$ 19,284,618.75	\$ 7,643,116.00	\$ 797,924.29	10%
	Revenues	\$ 5,336,453.00	\$ 15,721,292.67	\$ 14,158,479.79	\$ 16,469,842.56	\$ 5,576,877.00	\$ 41,020.55	1%
	Tax Levy	\$ 2,278,454.00	\$ 493,231.94	\$ 2,045,929.96	\$ 2,814,776.19	\$ 2,066,239.00	\$ 756,903.74	
Aging	Expenditures	\$ 2,266,337.00	\$ 2,387,420.68	\$ 1,260,809.28	\$ 1,271,143.90	\$ 1,375,317.00	\$ 328,736.21	24%
	Revenues	\$ 1,890,502.00	\$ 2,100,629.91	\$ 958,955.00	\$ 999,722.11	\$ 1,132,383.00	\$ 66,356.20	6%
	Tax Levy	\$ 375,835.00	\$ 286,790.77	\$ 287,574.28	\$ 271,421.79	\$ 242,934.00	\$ 262,380.01	
County Roads and Bridges	Expenditures	\$ 4,770,374.00	\$ 4,910,215.05	\$ 5,178,788.48	\$ 5,073,570.59	\$ 5,114,663.00	\$ 455,812.85	9%
	Revenues	\$ 1,568,928.00	\$ 1,536,053.18	\$ 2,693,711.00	\$ 3,693,860.27	\$ 2,641,000.00	\$ 588,479.94	22%
	Tax Levy	\$ 2,036,296.00	\$ 3,374,161.87	\$ 2,485,077.00	\$ 1,379,710.32	\$ 2,473,663.00	\$ (132,667.09)	-5%
Emergency Medical Services	Expenditures	\$ 3,445,513.12	\$ 1,739,602.77	\$ 4,146,046.35	\$ 1,960,380.99	\$ 2,613,800.00	\$ -	0%
	Revenues	\$ -	\$ -	\$ -	\$ -	\$ -	\$ -	
	Tax Levy	\$ 3,445,513.12	\$ 1,739,602.77	\$ 2,463,800.00	\$ 1,960,380.99	\$ 2,613,800.00	\$ -	0%
Opioid	Expenditures				\$ 96,591.19			#DIV/0!
	Revenues							#DIV/0!
	Tax Levy							
Debt Service	Expenditures	\$ 2,400,874.00	\$ 2,400,361.81	\$ 2,453,696.90	\$ 1,932,243.70	\$ 4,021,570.00	\$ 4,139,704.31	103%
	Revenues	\$ 1,101,853.00	\$ 2,475,688.45	\$ 1,102,346.90	\$ 4,043,949.08	\$ 2,600,000.00	\$ 407,979.33	16%
	Tax Levy	\$ 1,299,021.00	\$ (75,326.64)	\$ 1,351,350.00	\$ (2,111,705.38)	\$ 1,421,570.00	\$ 3,731,724.98	
Capital Outlay	Expenditures	\$ 518,636.68	\$ 358,182.82	\$ 214,041.09	\$ 289,173.34	\$ 145,049.00	\$ 52,893.41	36%
	Revenues	\$ 226,305.00	\$ -	\$ 55,580.00	\$ -	\$ 145,049.00	\$ -	0%
	Tax Levy	\$ 518,636.68	\$ 358,182.82	\$ 158,461.09	\$ 289,173.34	\$ -	\$ 52,893.41	
Highway	Expenditures	\$ 6,146,191.00	\$ 6,152,672.68	\$ 6,493,655.00	\$ 6,369,482.39	\$ 6,778,226.00	\$ 906,224.82	13%
	Revenues	\$ 6,146,191.00	\$ 6,309,845.94	\$ 6,493,655.00	\$ 7,843,875.15	\$ 6,778,227.00	\$ 851,086.99	13%
	Tax Levy	\$ -	\$ (157,173.26)	\$ -	\$ (1,474,392.76)	\$ -	\$ 55,137.83	
Dog Fund	Expenditures			\$ -	\$ 6,734.65	\$ -	\$ (13,011.63)	
	Revenues			\$ -	\$ 6,849.05	\$ -	\$ 333.85	
	Tax Levy				\$ (114.40)		\$ (13,345.48)	

Total from lines above									
Expenditures	\$ 42,355,243.51	\$ 47,951,954.45	\$ 51,146,165.07	\$ 50,831,684.60	\$ 43,582,016.00	\$ 9,628,445.23			22%
Revenues	\$ 19,309,708.96	\$ 30,651,158.24	\$ 28,041,606.80	\$ 37,757,724.15	\$ 24,573,237.00	\$ 2,455,419.42			10%
Total Levy	\$ 22,087,109.93	\$ 17,300,796.21	\$ 21,360,857.18	\$ 15,013,323.64	\$ 19,008,779.00	\$ 7,339,426.26			39%
Tax Levy excluded from	\$ 2,734,581.00	\$ 2,734,581.00	\$ 2,841,230.00	\$ 2,841,230.00	\$ 3,006,188.00	\$ 2,841,230.00			
Tax Levy subject to Lim	\$ 15,602,175.00	\$ 15,602,175.00	\$ 15,737,191.00	\$ 15,737,191.00	\$ 16,002,592.00	\$ 15,737,191.00			
Total Allowable Tax Lev	\$ 18,336,756.00	\$ 18,336,756.00	\$ 18,578,421.00	\$ 18,578,421.00	\$ 19,008,780.00	\$ 18,578,421.00			
Increase to Levy Limit			\$ 241,665.00	\$ -	\$ 430,359.00				
	2024 Year End Head Count		Head Count as of 12/15/2025		Head Count as of 4/2/2026				
	198		188		190				

FINANCE and INSURANCE COMMITTEE

April 29, 2026

\$2,385.88

We the undersigned members of the Finance and Insurance Committee, Green Lake County Board of Supervisors, have this date reviewed the below listed Monthly Claims for payment and approve said payments as indicated.

PAYEE	AMOUNT
David Abendroth, Supervisor Dist. 4	\$ 200.90
William Boutwell, Supervisor Dist. 9	
Chuck Buss, Supervisor Dist. 2	
Brian Floeter, Supervisor Dist. 6	
Joe Gonyo, Supervisor Dist. 16	
Keith Hess, Supervisor Dist. 17	
Nancy Hiestand, Supervisor Dist. 8	
Nancy Hoffmann, Supervisor Dist. 1	
Nita Krenz, Supervisor Dist. 15*	\$ 665.95
Donald Lenz, Supervisor Dist. 13	
Dennis Mulder, Supervisor Dist. 14	\$ 243.00
Harley Reabe, Supervisor Dist. 11	\$ 318.50
Robert Schweder, Dist. 12	\$ 243.00
Mike Skivington, Supervisor, Dist. 5	\$ 399.78
Andy Brendemihl, Supervisor, Dist. 3	\$ 71.75
Gene Thom, Supervisor, Dist. 19	\$ 243.00
Richard Trochinski, Dist. 18	
Sue Wendt, Supervisor Dist. 10	
Charlie Wielgosh, Supervisor Dist. 7	
Total	<u>\$ 2,385.88</u>

\*More than one months payment

\_\_\_\_\_  
Harley Reabe

\_\_\_\_\_  
Donald Lenz

\_\_\_\_\_  
Dennis Mulder

\_\_\_\_\_  
Charlie Wielgosh

\_\_\_\_\_  
Brian Floeter

FINANCE and INSURANCE COMMITTEE

April 29, 2026

\$525.82

We the undersigned members of the Finance and Insurance Committee, Green Lake County Board of Supervisors, have this date reviewed the below listed Monthly Claims for payment and approve said payments as indicated.

<u>PAYEE</u>	<u>AMOUNT</u>
Sue Shemanski	\$45.00
Pat Brandstetter	\$58.05
Robert Burdick	
Raymond Hudzinski	
Victor Shrock	\$68.20
Mary Iserman	\$47.90
Raymond Hudzinski	\$53.70
David Albright	\$50.07
Christine Schapfel*	\$143.40
Mary Hess	
Teresa Mauel	\$59.50
	<hr/>
	\$525.82

\*More than one month

\_\_\_\_\_  
Harley Reabe

\_\_\_\_\_  
Don Lenz

\_\_\_\_\_  
Charlie Wielgosh

\_\_\_\_\_  
Dennis Mulder

\_\_\_\_\_  
Brian Floeter