



GREEN LAKE COUNTY

571 County Road A, Green Lake, WI 54941

Original Post Date: 6/20/2025

Amended Post Date:

The following documents are included in the packet for the Finance & Insurance Committee Meeting on June 25, 2025:

- 1) Agenda
- 2) Minutes – 5/28/2025
- 3) Treasurer's Monthly Report
- 4) Resolution to Create an Accounts Payable/Payroll Coordinator Position in the Administrative Department
- 5) Resolution to Create a Human Resources Coordinator Position in the Administrative Department
- 6) 2026 Insurance Budget
- 7) Supervisor/Lay People Monthly Claims



GREEN LAKE COUNTY
OFFICE OF THE COUNTY CLERK

Elizabeth Otto
County Clerk

Office: 920-294-4005
FAX: 920-294-4009

Finance & Insurance Committee
Meeting Notice

Date: Wednesday, June 25, 2025 Time: 3:30 PM
The Green Lake County Government Center, County Board Room
571 County Road A, Green Lake WI

AGENDA

Finance & Insurance
Committee
Members

Harley Reabe - Chair
Charlie Wielgosh
Donald Lenz
Dennis Mulder
Brian Floeter – Vice
Chair

Elizabeth Otto, Secretary

Virtual attendance at meetings is optional. If technical difficulties arise, there may be instances when remote access may be compromised. If there is a quorum attending in person, the meeting will proceed as scheduled.

This agenda gives notice of a meeting of the Finance Committee. It is possible that individual members of other governing bodies of Green Lake County government may attend this meeting for informative purposes. Members of the Green Lake County Board of Supervisors or its committees may be present for informative purposes but will not take any formal action. A majority or a negative quorum of the members of the Green Lake County Board of Supervisors and/or any of its committees may be present at this meeting. See State ex rel. Badke v. Vill. Bd. of Vill. of Greendale, 173 Wis.2d 553, 578, 494 N.W. 2d 408 (1993).

1. Call to Order
2. Certification of Open Meeting Law
3. Pledge of Allegiance
4. Minutes: 5/28/2025
5. Public Comment (3 minute limit)
6. Treasurer’s Monthly Report
 - Tax Collection Update
 - May Financial Reports
 - Sales Tax Update
7. In Rem property status update
8. Resolutions
 - Resolution to Create an Accounts Payable/Payroll Coordinator Position in the Administrative Department
 - Resolution to Create a Human Resources Coordinator Position in the Administrative Department
9. 2026 Budgets
 - Insurance
10. Finance Report
11. Insurance update – County Clerk
12. Budget review of Revenue and Expenditures
13. Supervisor/Lay People Monthly Claims
14. Committee Discussion
 - Future Meeting Dates: July 23rd, 2025
 - Future Agenda items for action & discussion
15. Adjourn

Microsoft Teams meeting

Join on your computer, mobile app or room device

[Click here to join the meeting](#)

Meeting ID: 227 187 884 289

Passcode: UpLjaF

[Download Teams](#) | [Join on the web](#)

Or call in (audio only)

[+1 920-515-0745,358866639#](#) United States, Green Bay

Phone Conference ID: 358 866 639#

[Find a local number](#) | [Reset PIN](#)

Please accept at your earliest convenience. Thank you!

[Learn More](#) | [Help](#) | [Meeting options](#) | [Legal](#)

Kindly arrange to be present, if unable to do so, please notify our office.
Elizabeth Otto, County Clerk

Please note: Meeting area is accessible to the physically disabled. Anyone planning to attend who needs visual or audio assistance, should contact the County Clerk’s Office, 294-4005, not later than 3 days before date of the meeting.

FINANCE & INSURANCE COMMITTEE
May 28, 2025

The regular meeting of the Finance & Insurance Committee was called to order by Chair Harley Reabe on Wednesday, May 28, 2025 at 3:30 PM, in the County Board Room and via remote access format at the Government Center, Green Lake, WI. The requirements of the open meeting law were certified as being met. The Pledge of Allegiance was recited.

Present: Harley Reabe
Dennis Mulder
Don Lenz
Charlie Wielgosh

Absent: Brian Floeter

Other County Employees Present: Liz Otto, County Clerk; Jessica McLean, Treasurer; Jason Jerome, Interim County Administrator; Jeff Mann, Corporation Counsel; Kayla Yonke, HHS Financial Manager; Derek Mashuda, Highway Commissioner

MINUTES OF 04/23/2025

Motion/second (Lenz/Wielgosh) to approve the minutes of the 04/23/2025 meeting with no additions or corrections. Motion carried with no negative vote.

PUBLIC COMMENT (3 minute limit) - none

TREASURER'S MONTHLY REPORT

- Tax Collection Update
- April Financial Reports
- Sales Tax Update

Treasurer Jessica McLean stated that reminders will be sent out the first week of June to property owners with postponed 2nd installments of property taxes. She had no further updates on her submitted written report.

IN REM PROPERTY STATUS UPDATE

Treasurer Jess McLean stated that there are currently 3 parcels on the list. Corporation Counsel Jeff Mann explained the pending bankruptcy process for one parcel. Discussion held.

RESOLUTIONS

- **Relating to Cancellation of Outstanding Checks**

Motion/second (Mulder/Lenz) to approve the resolution and forward to County Board for final approval. Motion carried with no negative vote.

- **Resolution to Eliminate the Part Time Accounting Specialist Position and Create a Full Time Highway Account Clerk Specialist**

Motion/second (Lenz/Wielgosh) to approve the resolution submitted by the Highway Committee and forward to County Board for final approval. Motion carried with no negative vote.

- **Resolution Authorizing a Highway Department Employee On-call Stipend**

Motion/second (Wielgosh/Mulder) to approve the resolution submitted by the Highway Committee and forward to County Board for final approval. Motion carried with no negative vote.

2026 BUDGET PROCESS AND TIMELINE

Interim County Administrator Jason Jerome stated that the 2026 budget sheets have all been sent out to Department Heads. Committees should be reviewing department budgets with a final copy presented to Finance in late summer. Any additional work will take place after that with a balanced budget presented in October.

ADDITIONAL STIPEND FOR INTERIM ADMINISTRATOR AND FINANCIAL EMPLOYEES

Interim County Administrator stated that the Administrative Committee has been informed of the additional compensation request for the acting Administrator and finance employees. Funds are coming out of budgeted amounts for the vacant County Administrator and Finance Director positions in the 2025 budget. The committee agreed by general consensus that this is under Jerome's authority to distribute as he sees fit.

CREDIT CARD APPROVAL

- **Jacob MacDonald – SO**
- **Nathan Alsum - Maintenance**

Motion/second (Mulder/Lenz) to approve the credit cards as presented. Motion carried with no negative vote.

INSURANCE UPDATE – COUNTY CLERK

County Clerk Liz Otto stated that the health insurance board at ETF has determined there will be an 11.5% average increase to health insurance premiums for 2026. Otto also advised of a slider dividend check received from Wisconsin County Mutual.

BUDGET REVIEW OF REVENUES AND EXPENDITURES

No questions or discussion regarding the submitted report. Interim County Administrator Jason Jerome stated that the LINQ migration is complete with no problems. The auditors will be on site the first week of June to work on the 2024 audit.

SUPERVISOR/LAY PEOPLE MONTHLY CLAIMS

- **Supervisor claims - \$3,570.20**
- **Lay People - \$471.65**

Motion/second (Mulder/Lenz) to approve the supervisor and lay people claims. Motion carried with no negative vote.

COMMITTEE DISCUSSION

- **Future meeting dates: Regular meeting – June 25, 2025 @ 3:30 PM**
- **Future agenda items for action & discussion:**

ADJOURNMENT

Chair Reabe adjourned the meeting at 3:59 PM.

Submitted by,

Liz Otto
County Clerk



GREEN LAKE COUNTY

OFFICE OF THE COUNTY TREASURER

Jessica McLean
Treasurer

Office: 920-294-4018
FAX: 920-299-5064

June 20, 2025

Memo to Finance Committee:

SALES TAX

The May sales tax deposit was \$195,134.08. This is a 1.89% increase over the May 2024 amount.

TAX COLLECTION

As of May 31st, we have \$8,764,319.66 left to collect for 2024 property taxes.

The Treasurer's department mailed out tax reminder notices the first week in June. This is our friendly reminder to taxpayers that their second installment is due by July 31st. We have seen an increase in mail, phone calls and taxpayers coming into the office to pay their second installment.

IN-REM

There are currently 3 parcels that have delinquent taxes for 2021. Notice of Commencement will soon be filed, and the publication of the parcels will appear in the newspaper.

CREDIT CARD

Per the credit card statement, we have a balance of 205,197 credit card points. The county has earned an additional 34,198 points this statement. This calculates to \$2,051.97.

Respectfully submitted,

Jessica McLean

Jessica McLean

GREEN LAKE COUNTY TREASURER'S REPORT

MAY 2025

TREASURER'S CASH BALANCE:

4/30/2025 **896,095.35**

RECEIPTS:

General:	2,345,648.82
Redemption Tax - Principle	9,693.37
Redemption Tax - Interest	1,602.54
Redemption Tax - Penalty	817.12
Postponed & Delinquent Tax - Principle	220,753.49
Postponed & Delinquent Tax - Interest	3,609.35
Postponed & Delinquent Tax - Penalty	1,880.96
Postponed & Delinquent Tax - Principle: Specials	3,815.13
Certificate Principle - Specials	198.00
Interest Tax - Specials	184.27
Sales Tax Deposit from State	195,134.08
Highway Loan Interest Wire	4,279.17
Transfer From ICS	250,000.00
TOTAL RECEIPTS:	3,037,616.30

3,933,711.65

DISBURSEMENTS:

General Maintenance:	1,153,498.46
Direct Deposit Payroll	961,813.18
DHHS Deposit to LGIP	125,160.44
Payroll deductions and taxes	535,383.50
Sales Tax Money Transfer to LGIP	140,800.06
Real Estate Transfer Fees	28,013.76
Fleetcore	1,163.08
Monthly Insurance	264,496.06
Allstate Insurance	3,406.32
Monthly Credit Card	47,128.22
Delta Dental	7,658.62
Highway Note Interest Payment	4,279.17
Previous Months Voided Checks	-4,932.13
FSA Funds	3,889.25
Background Checks	68.00
Bank Fees (Stop Payment)	30.00
TOTAL DISBURSEMENTS:	3,271,855.99

TREASURER'S CASH BALANCE:

05/31/25 **661,855.66**

BANK RECONCILIATION

Green Lake Horicon Bank - Checking:	195	387,265.12	Balanced Monthly
Green Lake Horicon Bank - Money Market:	224	628,678.93	Balanced Monthly

TOTAL

1,015,944.05

Less Outstanding Checks

Bank & ALIO
354,088.39 Monthly

Available Bank Balance

661,855.66

CASH BALANCE	661,855.66
TREASURER'S CASH	661,855.66
DIFFERENCE	0.00

GREEN LAKE COUNTY TREASURER'S REPORT

MAY 2025

RECONCILIATION OF RECEIPTS & DEPOSITS

Cash in Office	April 30, 2025	0.00
Total Receipts	MAY 2025	3,037,616.30
SUB TOTAL		3,037,616.30
Less Deposits for Month:		<u>3,037,616.30</u>
Cash in Office	5/31/2025	-

PROOF OF OUTSTANDING CHECKS

Outstanding Checks	April 30, 2025	204,802.84
Total Disbursements	MAY 2025	3,271,855.99
SUB TOTAL		<u>3,476,658.83</u>
Less Checks Cashed by Bank		2,715,547.36
DHHS Deposit to LGIP		125,160.44
Payroll deductions and taxes		141,322.22
Bank Fees (Stop Payment)		30.00
Sales Tax transfer to LGIP		140,800.06
FSA Refund		-289.64
Outstanding Checks	5/31/2025	354,088.39

2025 INTEREST REVENUE

1/31/25 Money Markets	January Interest	\$46,094.01
2/28/25 Money Markets	February Interest	\$50,345.53
3/31/25 Money Markets	March Interest	\$78,549.70
4/30/25 Money Markets	April Interest	\$67,236.07
5/31/25 Money Markets	May Interest	\$62,824.19
6/30/25 Money Markets	June Interest	\$0.00
7/31/25 Money Markets	July Interest	\$0.00
8/31/25 Money Markets	August Interest	\$0.00
9/30/25 Money Markets	September Interest	\$0.00
10/31/25 Money Markets	October Interest	\$0.00
11/30/25 Money Markets	November Interest	\$0.00
12/31/25 Money Markets	December Interest	\$0.00
TOTAL		<u>\$305,049.50</u>

HORICON BANK ACCOUNTS

Balance

Gelhar Escrow Account #8674	\$125,610.74
-----------------------------	--------------

GREEN LAKE COUNTY TREASURER'S REPORT

INVESTMENTS MAY 2025

<u>LOCAL GOVERNMENT INVESTMENT POOL</u>		<u>Account 01</u>	<u>#4000</u>	<u>Account #01</u>
<u>Date</u>				
03/31/25	Balance L.G.I.P.			86,711.21
	DCF SPARC PMT			67,438.94
	HSF COMM AIDS			57,721.50
	Interest			721.33
	Transfer to Acct#2			8,393.25
				\$204,199.73

<u>Date Started</u>	<u>INSTITUTIONS</u>			<u>PRINCIPLE</u>	<u>YIELD RATE</u>
04/20/11	Farmers & Merchants Bank**	Money Market	818	193,502.86	4.39%
03/16/23	Farmers & Merchants Bank**(ICS)	Money Market	818	432,310.57	4.39%
02/13/20	ERGO Bank**	Money Market	2620	656,716.15	2.43%
03/01/20	Fortifi Bank** (ICS)	ICS	4930	2,330,930.39	4.39%
11/03/20	Charles Schwab (Dana Investments)	Short-Term Bonds	9437	2,110,943.40	4.49%
05/21/21	ERGO Bank**	Money Market	2833	1,949,542.53	2.43%
11/01/15	Horicon Retirement	Money Market	4497	63.28	0.30%
08/05/13	Ripon Horicon Bank	Money Market	1744	5,340.46	1.05%
02/29/24	Horicon Bank** (ICS)	ICS	2082	10,135,754.31	4.40%
01/01/24	LGIP		#2 & #5	1,750,259.46	4.36%
	TOTAL			\$19,565,363.41	

** Collateralized Investment

<u>SALES TAX</u>			
	<u>2025 PRINCIPLE</u>	<u>2025 INTEREST</u>	<u>TOTAL SALES TAX</u>
BALANCE 12/31/2024			6,593,779.97
01/31/25	173,237.83	25,193.62	198,431.45
02/28/25	192,437.69	21,589.13	214,026.82
03/31/25	162,124.50	22,890.09	185,014.59
04/30/25	135,665.97	22,762.13	158,428.10
05/31/25	140,800.06	23,973.57	164,773.63
06/30/25	0.00	0.00	0.00
07/31/25	0.00	0.00	0.00
08/31/25	0.00	0.00	0.00
09/30/25	0.00	0.00	0.00
10/31/25	0.00	0.00	0.00
11/30/25	0.00	0.00	0.00
12/31/25	0.00	0.00	0.00
TOTAL COLLECTED IN 2025	804,266.05	116,408.54	\$7,514,454.56
TOTAL 2025 LOAN PAYMENTS			1,017,017.50
TOTAL PAID TOWARDS UPGRADES			0.00

\$6,497,437.06

<u>SALES TAX INVESTMENTS</u>			
<u>Institution</u>	<u>CD/MM #</u>	<u>Term</u>	<u>Principle Invested</u>
5/31/2025 LGIP Sales Tax Account #09			6,497,437.06
Total Funds Held in Trust			\$6,497,437.06

<u>2025 LOAN PAYMENT HISTORY</u>		
<u>PAYMENT DATE</u>	<u>LOAN PAYMENT AMOUNT</u>	<u>TOTAL</u>
02/13/25	\$1,017,017.50	\$1,017,017.50
		\$0.00
		\$1,017,017.50
		Total Paid on Loan in 2025

<u>2025 SECURITY UPGRADES</u>		
<u>PAYMENT DATE</u>	<u>PAYMENT HISTORY</u>	<u>TOTAL</u>
	\$0.00	\$0.00
	\$0.00	\$0.00
		\$0.00
		Total Paid Towards Upgrades

MAY 2025

EFFECTIVE INTEREST RATES - OVERALL

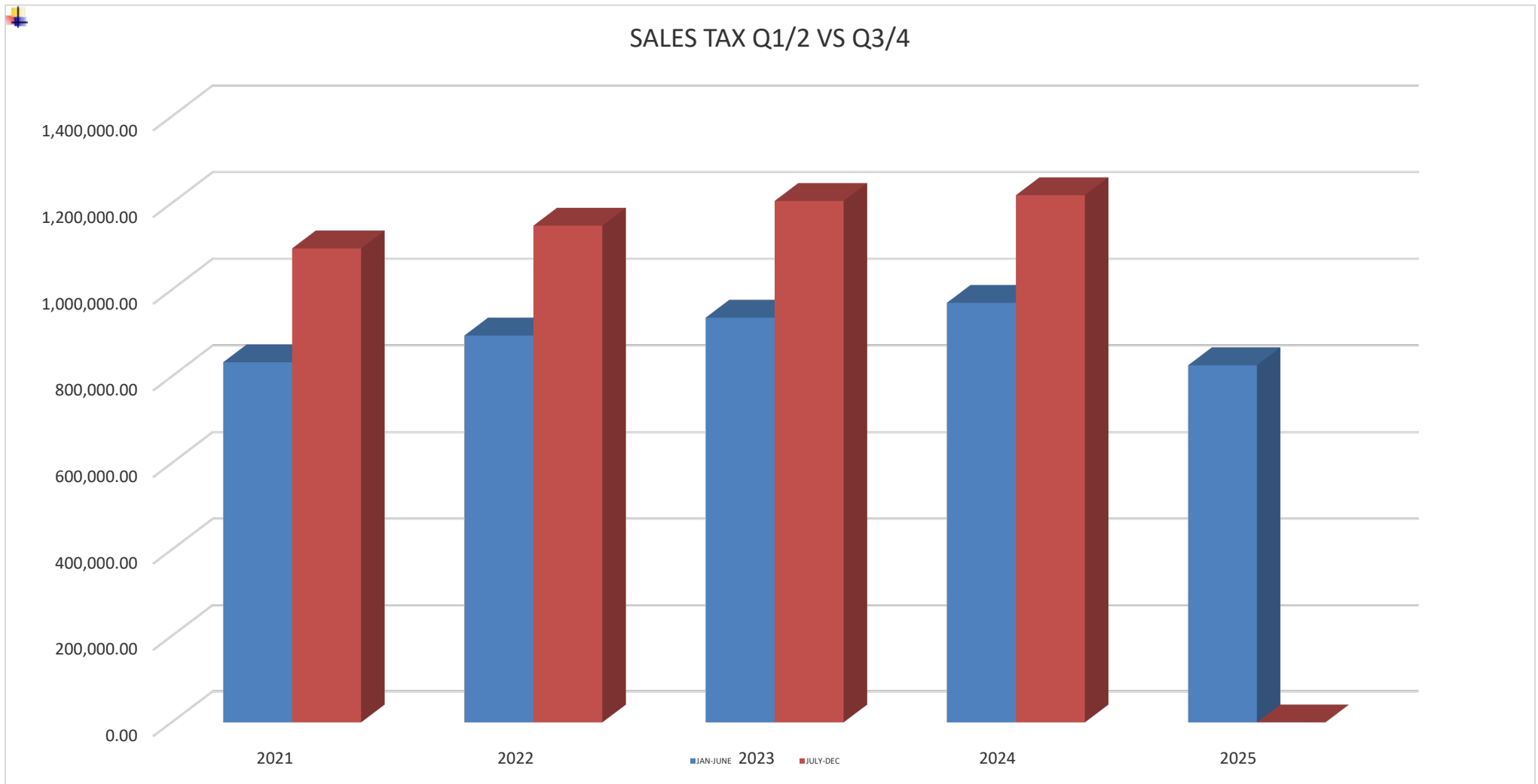
<u>INSTITUTION</u>	<u>AMOUNT</u>	<u>ACCOUNT NUMBER</u>	<u>RATE</u>
L.G.I.P.	8,458,188.77		4.36%
Farmers & Merchants Bank**	193,502.86	818	4.39%
Farmers & Merchants Bank**(ICS)	432,310.57	7924	4.39%
ERGO Bank**	656,716.15	2620	2.43%
Fortifi Bank** (ICS)	2,330,930.39	4930	4.39%
Charles Schwab (Dana Investments)	2,110,943.40	9437	4.49%
ERGO Bank**	1,949,542.53	2833	2.43%
Horicon Retirement	63.28	4497	0.30%
Ripon Horicon Bank	5,340.46	1744	1.05%
Horicon Bank** (ICS)	10,135,754.31	2082	4.40%
Horicon Bank	<u>628,678.93</u>	224	0.30%
	26,901,971.65		
<u>TOTAL INVESTED</u>	26,267,888.98		

Date	Institution	Account #	Amount	Date	Institution	Account #	Amount
1/31/2025	LGIP	Account #1	3,636.90	7/31/2025	LGIP	Account #1	0.00
1/31/2025	Farmers & Merchants	818	2,469.25	7/31/2025	Farmers & Merchants	818	0.00
1/31/2025	ERGO Bank	2620	1,325.41	7/31/2025	ERGO Bank	2620	0.00
1/31/2025	Fortifi Bank	4930	9,163.04	7/31/2025	Fortifi Bank	4930	0.00
1/31/2025	Charles Schwab	9437	6,277.61	7/31/2025	Charles Schwab	9437	0.00
1/31/2025	Horicon Retirement	4497	1.18	7/31/2025	Horicon Retirement	4497	0.00
1/31/2025	Ripon Horicon Bank	1744	4.69	7/31/2025	Ripon Horicon Bank	1744	0.00
1/31/2025	Horicon	224	259.01	7/31/2025	Horicon	224	0.00
1/31/2025	Horicon	195	187.89	7/31/2025	Horicon	195	0.00
1/31/2025	Horicon	2082	18,834.39	7/31/2025	Horicon	2082	0.00
1/31/2025	ERGO Bank	2833	3,934.64	7/31/2025	ERGO Bank	2833	0.00
TOTAL INTEREST			\$46,094.01	TOTAL INTEREST			\$0.00
Date	Institution	Account #	Amount	Date	Institution	Account #	Amount
2/28/2025	LGIP	Account #1	1,939.86	8/31/2025	LGIP	Account #1	0.00
2/28/2025	Farmers & Merchants	818	2,187.30	8/31/2025	Farmers & Merchants	818	0.00
2/28/2025	ERGO Bank	2620	1,199.58	8/31/2025	ERGO Bank	2620	0.00
2/28/2025	Fortifi Bank	4930	8,116.24	8/31/2025	Fortifi Bank	4930	0.00
2/28/2025	Charles Schwab	9437	6,924.32	8/31/2025	Charles Schwab	9437	0.00
2/28/2025	Horicon Retirement	4497	1.22	8/31/2025	Horicon Retirement	4497	0.00
2/28/2025	Ripon Horicon Bank	1744	4.29	8/31/2025	Ripon Horicon Bank	1744	0.00
2/28/2025	Horicon	224	332.55	8/31/2025	Horicon	224	0.00
2/28/2025	Horicon	195	309.80	8/31/2025	Horicon	195	0.00
2/28/2025	Horicon	2082	25,769.26	8/31/2025	Horicon	2082	0.00
2/28/2025	ERGO Bank	2833	3,561.11	8/31/2025	ERGO Bank	2833	0.00
TOTAL INTEREST			\$50,345.53	TOTAL INTEREST			\$0.00
Date	Institution	Account #	Amount	Date	Institution	Account #	Amount
3/31/2025	LGIP	Account #1	1,943.83	9/30/2025	LGIP	Account #1	0.00
3/31/2025	Farmers & Merchants	818	2,317.96	9/30/2025	Farmers & Merchants	818	0.00
3/31/2025	ERGO Bank	2620	1,330.56	9/30/2025	ERGO Bank	2620	0.00
3/31/2025	Fortifi Bank	4930	8,601.35	9/30/2025	Fortifi Bank	4930	0.00
3/31/2025	Charles Schwab	9437	9,472.22	9/30/2025	Charles Schwab	9437	0.00
3/31/2025	Horicon Retirement	4497	3.43	9/30/2025	Horicon Retirement	4497	0.00
3/31/2025	Ripon Horicon Bank	1744	4.75	9/30/2025	Ripon Horicon Bank	1744	0.00
3/31/2025	Horicon	224	175.21	9/30/2025	Horicon	224	0.00
3/31/2025	Horicon	195	150.32	9/30/2025	Horicon	195	0.00
3/31/2025	Horicon	2082	50,600.15	9/30/2025	Horicon	2082	0.00
3/31/2025	ERGO Bank	2833	3,949.92	9/30/2025	ERGO Bank	2833	0.00
TOTAL INTEREST			\$78,549.70	TOTAL INTEREST			\$0.00
Date	Institution	Account #	Amount	Date	Institution	Account #	Amount
4/30/2025	LGIP	Account #1	1,482.31	10/31/2025	LGIP	Account #1	0.00
4/30/2025	Farmers & Merchants	818	2,249.36	10/31/2025	Farmers & Merchants	818	0.00
4/30/2025	ERGO Bank	2620	1,290.26	10/31/2025	ERGO Bank	2620	0.00
4/30/2025	Fortifi Bank	4930	8,346.61	10/31/2025	Fortifi Bank	4930	0.00
4/30/2025	Charles Schwab	9437	7,337.52	10/31/2025	Charles Schwab	9437	0.00
4/30/2025	Horicon Retirement	4497	1.27	10/31/2025	Horicon Retirement	4497	0.00
4/30/2025	Ripon Horicon Bank	1744	4.60	10/31/2025	Ripon Horicon Bank	1744	0.00
4/30/2025	Horicon	224	126.68	10/31/2025	Horicon	224	0.00
4/30/2025	Horicon	195	241.89	10/31/2025	Horicon	195	0.00
4/30/2025	Horicon	2082	42,325.28	10/31/2025	Horicon	2082	0.00
4/30/2025	ERGO Bank	2833	3,830.29	10/31/2025	ERGO Bank	2833	0.00
TOTAL INTEREST			\$67,236.07	TOTAL INTEREST			\$0.00
Date	Institution	Account #	Amount	Date	Institution	Account #	Amount
5/31/2025	LGIP	Account #1	721.33	11/30/2025	LGIP	Account #1	0.00
5/31/2025	Farmers & Merchants	818	2,327.54	11/30/2025	Farmers & Merchants	818	0.00
5/31/2025	ERGO Bank	2620	1,335.90	11/30/2025	ERGO Bank	2620	0.00
5/31/2025	Fortifi Bank	4930	8,636.91	11/30/2025	Fortifi Bank	4930	0.00
5/31/2025	Charles Schwab	9437	8,509.43	11/30/2025	Charles Schwab	9437	0.00
5/31/2025	Horicon Retirement	4497	1.41	11/30/2025	Horicon Retirement	4497	0.00
5/31/2025	Ripon Horicon Bank	1744	4.76	11/30/2025	Ripon Horicon Bank	1744	0.00
5/31/2025	Horicon	224	240.30	11/30/2025	Horicon	224	0.00
5/31/2025	Horicon	195	116.73	11/30/2025	Horicon	195	0.00
5/31/2025	Horicon	2082	36,964.10	11/30/2025	Horicon	2082	0.00
5/31/2025	ERGO Bank	2833	3,965.78	11/30/2025	ERGO Bank	2833	0.00
TOTAL INTEREST			\$62,824.19	TOTAL INTEREST			\$0.00
Date	Institution	Account #	Amount	Date	Institution	Account #	Amount
6/30/2025	LGIP	Account #1	0.00	12/31/2025	LGIP	Account #1	0.00
6/30/2025	Farmers & Merchants	818	0.00	12/31/2025	Farmers & Merchants	818	0.00
6/30/2025	ERGO Bank	2620	0.00	12/31/2025	ERGO Bank	2620	0.00
6/30/2025	Fortifi Bank	4930	0.00	12/31/2025	Fortifi Bank	4930	0.00
6/30/2025	Charles Schwab	9437	0.00	12/31/2025	Charles Schwab	9437	0.00
6/30/2025	Horicon Retirement	4497	0.00	12/31/2025	Horicon Retirement	4497	0.00
6/30/2025	Ripon Horicon Bank	1744	0.00	12/31/2025	Ripon Horicon Bank	1744	0.00
6/30/2025	Horicon	224	0.00	12/31/2025	Horicon	224	0.00
6/30/2025	Horicon	195	0.00	12/31/2025	Horicon	195	0.00
6/30/2025	Horicon	2082	0.00	12/31/2025	Horicon	2082	0.00
6/30/2025	ERGO Bank	2833	0.00	12/31/2025	ERGO Bank	2833	0.00
TOTAL INTEREST			\$0.00	TOTAL INTEREST			\$0.00

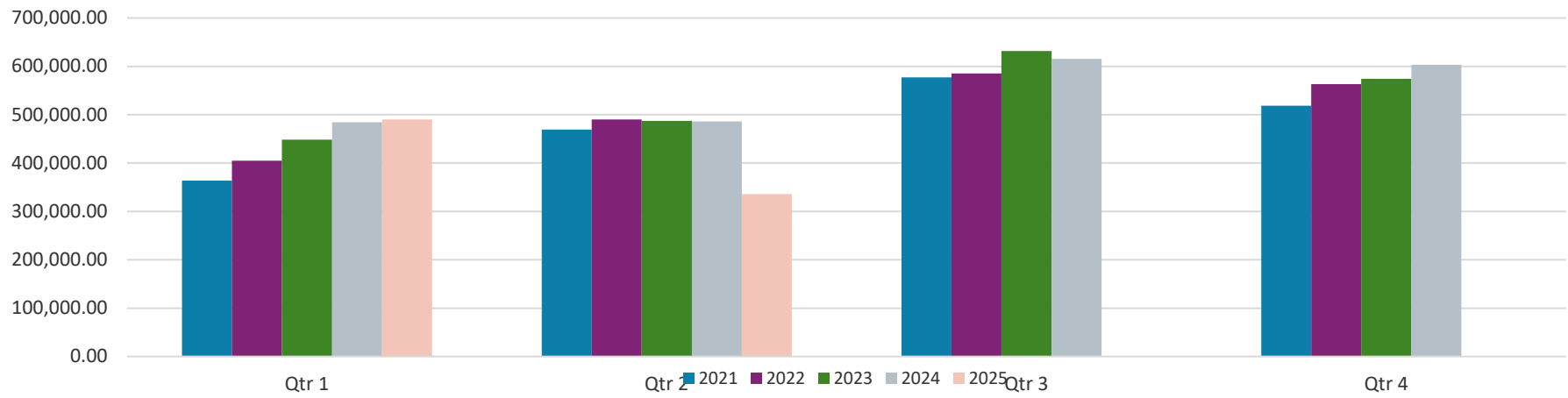
SALES TAX COMPARISON BY MONTH

	2021	2022	2023	2024	2025	Average	Highest	Lowest
JANUARY	129,049.30	129,910.32	132,549.17	126,028.23	192,437.69	102,609.72	192,437.69	62,321.73
FEBRUARY	133,920.39	165,044.95	196,656.86	213,847.99	162,124.50	104,878.09	213,847.99	60,255.84
MARCH	100,966.39	109,740.25	119,323.49	144,195.78	135,665.97	88,870.90	144,195.78	46,994.44
APRIL	127,433.63	136,138.08	127,794.28	113,200.60	140,800.06	82,235.50	140,800.06	36,804.46
MAY	151,450.22	159,631.49	170,254.53	191,510.44	195,134.08	96,673.72	195,134.08	41,257.94
JUNE	190,264.84	194,310.06	189,432.17	181,485.34		105,557.19	194,310.06	59,400.00
JULY	191,059.31	177,408.66	196,260.51	177,331.77		110,924.48	196,260.51	15,457.04
AUGUST	199,478.15	199,766.82	212,840.16	247,619.31		131,364.00	247,619.31	83,741.27
SEPTEMBER	186,737.85	207,875.18	222,261.39	190,556.96		127,797.65	222,261.39	1,077.35
OCTOBER	185,341.04	185,549.27	188,231.58	222,789.79		126,583.56	222,789.79	64,005.77
NOVEMBER	163,382.51	198,999.02	211,363.18	207,042.64		129,134.89	211,363.18	64,072.75
DECEMBER	169,786.68	178,669.33	174,339.55	173,237.83		114,133.34	178,669.33	64,039.26
30,976,984.79	1,928,870.31	2,043,043.43	2,141,306.87	2,188,846.68	826,162.30	1,282,657.90	2,141,306.87	931,953.00
	18.33%	5.92%	4.81%	2.22%	0.00%			
By Quarter	2021	2022	2023	2024	2025			
Qtr 1	363,936.08	404,695.52	448,529.52	484,072.00	490,228.16			
Qtr 2	469,148.69	490,079.63	487,480.98	486,196.38	335,934.14			
Qtr 3	577,275.31	585,050.66	631,362.06	615,508.04	0.00			
Qtr 4	518,510.23	563,217.62	573,934.31	603,070.26	0.00			
Total	1,928,870.31	2,043,043.43	2,141,306.87	2,188,846.68	826,162.30			
Variance	-	-	-	-	-			

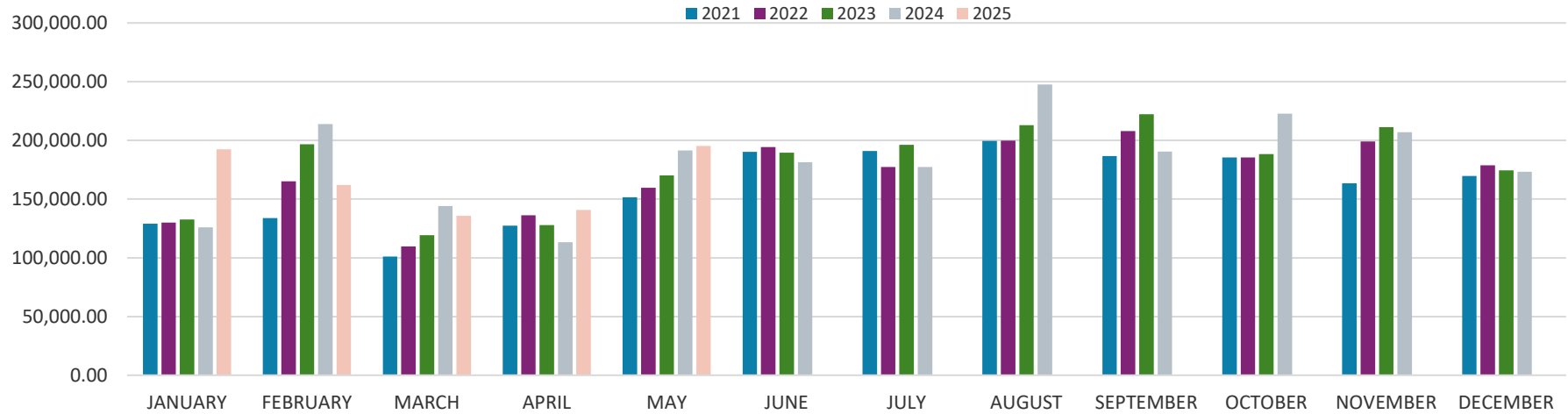
	2021	2022	2023	2024	2025
JAN-JUNE	833,084.77	894,775.15	936,010.50	970,268.38	826,162.30
JULY-DEC	1,095,785.54	1,148,268.28	1,205,296.37	1,218,578.30	0.00



Sales Tax Revenue by Quarter



Sales Tax Revenue by Month



RESOLUTION NUMBER -2025

RESOLUTION TO CREATE AN ACCOUNTS PAYABLE/PAYROLL COORDINATOR
POSITION IN THE ADMINISTRATIVE DEPARTMENT

The County Board of Supervisors of Green Lake County, Green Lake, Wisconsin, duly assembled at its regular meeting on this day _____ of _____ 2025, does resolve as follows:

1 **WHEREAS**, currently the Finance Department has one part time Accounting Specialist
2 position; and

3 **WHEREAS**, the County Clerk's Office currently has a vacant part time deputy clerk
4 position; and

5

6 Majority vote is needed to pass.

☐ Approved by Finance Committee

☐ Disapproved by Finance Committee

Roll Call on Ordinance No. -2025

Submitted by Administrative
Committee

Ayes , Nays , Absent , Abstain

/s/ Dave Abendroth

Dave Abendroth, Chair

Passed and Adopted/Rejected this DATE
day of MONTH, 2025.

/s/ Gene Thom

Gene Thom, Vice-chair

County Board Chairman

Absent

Dennis Mulder

ATTEST: County Clerk
Approve as to Form:

Absent

Brian Floeter

Corporation Counsel

/s/ Bob Schweder

Bob Schweder

/s/ Nancy Hoffmann

Nancy Hoffmann

/s/ Joe Gonyo

Joe Gonyo

7 **WHEREAS**, as part of ongoing conversations with the Administrative Committee, the
8 County Clerk, and County Finance staff it has been determined that it would be
9 beneficial to create a Human Resources Position and move that function out of the
10 County Clerk's office; and;

11 **WHEREAS**, payroll is currently processed by the County Clerk and this is not a
12 statutory duty of that position; and

13 **WHEREAS**, for long term strategic planning and backup purposes it is necessary to
14 have more than one position able to provide payroll services;

15 **NOW THEREFORE BE IT RESOLVED** that the part time Accounting Specialist position
16 in the Administrative Department be eliminated and create a full-time Accounts
17 Payable/Payroll Coordinator position and that this position be placed in Pay Grade 12 of
18 the current wage scale. (See attached job description)

19 **FISCAL NOTE:**

RESOLUTION NUMBER -2025

**RESOLUTION TO CREATE A HUMAN RESOURCES COORDINATOR POSITION IN
THE ADMINISTRATIVE DEPARTMENT**

The County Board of Supervisors of Green Lake County, Green Lake, Wisconsin, duly assembled at its regular meeting on this day _____ of _____ 2025, does resolve as follows:

- 1 **WHEREAS**, as part of ongoing conversations with the Administrative Committee,
- 2 Department Heads, and the full County Board it has been determined that a full-time
- 3 Human Resources Coordinator would be beneficial to employees as well as the County;
- 4 and
- 5 Majority vote is needed to pass.

☐ Approved by Finance Committee ☐ Disapproved by Finance Committee

Roll Call on Ordinance No. -2025

Submitted by Administrative
Committee

Ayes , Nays , Absent , Abstain

Dave Abendroth, Chair

Passed and Adopted/Rejected this DATE
day of MONTH, 2025.

Gene Thom, Vice-chair

County Board Chairman

Dennis Mulder

ATTEST: County Clerk
Approve as to Form:

Brian Floeter

Corporation Counsel

Bob Schweder

Nancy Hoffmann

Joe Gonyo

6 **WHEREAS**, the Human Resources Coordinator will be in the Administrative Unit and
7 report to the Administrative Committee; and;

8 **NOW THEREFORE BE IT RESOLVED** that the Human Resources Coordinator position
9 be created in the Administrative Department and be placed in Pay Group 9. (See
10 attached job description)

11 **FISCAL NOTE:**

GREEN LAKE COUNTY 2026 BUDGET

		ACTUAL 12/31/2023	ACTUAL 12/31/2024	ACTUAL 6/30/2025	2025 REVISED	2026 PROPOSED
Property and Liability Insurance						
100-04-51930-154-002	AFFORDABLE CARE ACT FEES (POCR)	-	-			-
100-04-51930-158-000	UNEMPLOYMENT COMPENSATION	4,218	917		5,000	5,000
100-04-51930-507-000	LOSS CONTROL TRAINING/SUPPLIES	1,199	1,521		2,500	2,500
100-04-51930-509-000	PUBLIC LIABILITY/BOILER	170,151	156,047		164,000	170,000
100-04-51930-509-001	LEGAL DEDUCTIBLE	-	-		1,000	1,000
100-04-51930-510-000	WORKMAN'S COMPENSATION	188,062	152,710		154,000	150,000
100-04-51930-511-000	BUILDINGS & CONTENTS	45,618	44,845		48,000	57,500
100-04-51930-512-000	VEHICLE COLLISION/COMP	40,718	31,385		33,000	37,000
100-04-51930-517-000	LIFE INSURANCE - MUNICIPAL	4,365	4,713		4,800	4,800
100-04-51930-519-000	INSURANCE CLAIMS - DEDUCTIBLES	8,249	3,514		10,000	10,000
100-04-51930-521-000	OFFICIAL BONDS / CRIME POLICY	2,513	2,513		2,650	2,650
100-04-51930-523-000	PUBLIC EMPLOYEE BONDS	1,803	1,800		1,900	-
TOTAL EXPENDITURES		466,896	399,965	-	426,850	440,450
FINANCING PROPOSAL						
100-00-48400-000-000	INSURANCE CLAIMS & REFUNDS	22,361	43,905		20,000	35,000
100-00-48420-000-000	REFUNDS OF PRIOR YRS EXPENSES	8,699				
100-00-48430-000-000	INSURANCE CLAIMS & REFUNDS - HIGHWAY EQUIPMENT & PROPERTY					
100-00-48440-000-000	INSURANCE CLAIMS & REFUNDS - OTHER EQUIPMENT & PROPERTY					
100-00-49220-000-000	INTRADEPARTMENTAL REVENUES - HWY	110,282			112,000	112,000
TOTAL REVENUES		141,342	43,905	-	132,000	147,000
COUNTY APPROPRIATION		325,553	356,059	-	294,850	293,450

		2023 Budgeted	2023 Actual	2024 Budgeted	2024 Actual	2025 Budgeted	Actual As of 5/31/2025	% of Budget
				<i>*Not final</i>				
County Board/Committees	Expenditures	\$ 75,521.00	\$ 80,783.44	\$ 74,948.00	\$ 58,950.08	\$ 67,838.00	\$ 29,855.60	44%
	Revenues							
	Tax Levy	\$ 75,521.00	\$ 80,783.44	\$ 74,948.00	\$ 58,950.08	\$ 67,838.00	\$ 29,855.60	44%
	Increase(Decrease)				\$ (21,833.36)	\$ 8,887.92		
Library Services	Expenditures	\$ 363,314.00	\$ 363,314.00	\$ 363,314.00	\$ 363,314.00	\$ 377,430.00	\$ 377,428.55	100%
	Revenues					\$ -	\$ -	
	Tax Levy	\$ 363,314.00	\$ 363,314.00	\$ 363,314.00	\$ 363,314.00	\$ 377,430.00	\$ 377,428.55	100%
	Increase(Decrease)				\$ -	\$ 14,116.00		
Economic Development	Expenditures	\$ 12,025.00	\$ 11,900.00	\$ 26,168.00	\$ 26,168.00	\$ 12,000.00	\$ 12,000.00	100%
	Revenues							
	Tax Levy	\$ 12,025.00	\$ 11,900.00	\$ 26,168.00	\$ 26,168.00	\$ 12,000.00	\$ 12,000.00	100%
	Increase(Decrease)				\$ 14,268.00	\$ (14,168.00)		
Clerk of Courts	Expenditures	\$ 491,686.00	\$ 559,925.47	\$ 504,651.00	\$ 575,365.13	\$ 554,229.02	\$ 203,772.39	37%
	Revenues	\$ 257,655.00	\$ 268,112.88	\$ 263,335.00	\$ 296,028.29	\$ 273,855.00	\$ 136,619.54	50%
	Tax Levy	\$ 234,031.00	\$ 291,812.59	\$ 241,316.00	\$ 279,336.84	\$ 280,374.02	\$ 67,152.85	24%
	Increase(Decrease)				\$ (12,475.75)	\$ 1,037.18		
District Attorney	Expenditures	\$ 236,207.00	\$ 239,993.36	\$ 243,581.00	\$ 244,275.86	\$ 251,883.96	\$ 111,744.66	44%
	Revenues							
	Tax Levy	\$ 236,207.00	\$ 239,993.36	\$ 243,581.00	\$ 244,275.86	\$ 251,883.96	\$ 111,744.66	44%
	Increase(Decrease)				\$ 4,282.50	\$ 7,608.10		
Corporation Counsel	Expenditures	\$ 225,303.00	\$ 189,503.52	\$ 214,640.00	\$ 197,747.94	\$ 221,280.87	\$ 83,281.23	38%
	Revenues	\$ 60,750.00	\$ 150,575.55	\$ 61,250.00	\$ 80,933.13	\$ 61,250.00	\$ 26,199.08	43%
	Tax Levy	\$ 164,553.00	\$ 38,927.97	\$ 153,390.00	\$ 116,814.81	\$ 160,030.87	\$ 57,082.15	36%
	Increase(Decrease)				\$ 77,886.84	\$ 43,216.06		
County Clerk	Expenditures	\$ 1,018,949.00	\$ 965,094.59	\$ 1,330,187.00	\$ 1,208,498.58	\$ 1,250,543.01	\$ 718,581.27	57%
	Revenues	\$ 19,135.00	\$ 28,819.85	\$ 35,375.00	\$ 62,946.97	\$ 33,975.00	\$ 13,977.67	41%
	Tax Levy	\$ 999,814.00	\$ 936,274.74	\$ 1,294,812.00	\$ 1,145,551.61	\$ 1,216,568.01	\$ 704,603.60	58%
	Increase(Decrease)				\$ 209,276.87	\$ 71,016.40		
Circuit Court - Probate	Expenditures	\$ 117,622.00	\$ 126,663.60	\$ 130,239.98	\$ 122,557.00	\$ 131,693.48	\$ 54,887.33	42%
	Revenues	\$ 25,000.00	\$ 21,830.12	\$ 24,000.00	\$ 20,444.18	\$ 24,000.00	\$ 13,475.02	56%
	Tax Levy	\$ 92,622.00	\$ 104,833.48	\$ 106,239.98	\$ 102,112.82	\$ 107,693.48	\$ 41,412.31	38%
	Increase(Decrease)				\$ (2,720.66)	\$ 5,580.66		
Maintenance	Expenditures	\$ 538,844.05	\$ 591,454.14	\$ 560,131.00	\$ 596,459.18	\$ 596,210.14	\$ 249,519.04	42%
	Revenues	\$ 2,000.00	\$ -	\$ 32,000.00	\$ 213.60	\$ 2,000.00	\$ -	0%
	Tax Levy	\$ 536,844.05	\$ 591,454.14	\$ 528,131.00	\$ 596,245.58	\$ 594,210.14	\$ 249,519.04	42%
	Increase(Decrease)				\$ 4,791.44	\$ (2,035.44)		
Register of Deeds	Expenditures	\$ 285,321.00	\$ 264,855.27	\$ 298,885.00	\$ 236,197.59	\$ 291,176.81	\$ 104,634.92	36%
	Revenues	\$ 180,150.00	\$ 225,627.21	\$ 155,125.00	\$ 255,797.24	\$ 175,125.00	\$ 91,604.96	52%
	Tax Levy	\$ 105,171.00	\$ 39,228.06	\$ 143,760.00	\$ (19,599.65)	\$ 116,051.81	\$ 13,029.96	11%
	Increase(Decrease)				\$ (58,827.71)	\$ 135,651.46		
Treasurer	Expenditures	\$ 217,714.00	\$ 227,420.01	\$ 228,358.00	\$ 271,760.79	\$ 264,008.49	\$ 101,100.77	38%
	Revenues	\$ 14,600.00	\$ 34,664.30	\$ 13,800.00	\$ 3,480.17	\$ 15,444.00	\$ 8,968.50	58%
	Tax Levy	\$ 203,114.00	\$ 192,755.71	\$ 214,558.00	\$ 268,280.62	\$ 248,564.49	\$ 92,132.27	37%
	Increase(Decrease)				\$ 75,524.91	\$ (19,716.13)		
Law Enforcement	Expenditures	\$ 5,605,472.00	\$ 5,557,866.70	\$ 6,225,292.46	\$ 6,139,913.72	\$ 6,183,055.32	\$ 2,674,103.41	43%
	Revenues	\$ 448,437.00	\$ 400,837.35	\$ 691,061.00	\$ 592,336.78	\$ 919,291.50	\$ 285,358.31	31%
	Tax Levy	\$ 5,157,035.00	\$ 5,157,029.35	\$ 5,534,231.46	\$ 5,547,576.94	\$ 5,263,763.82	\$ 2,388,745.10	45%
	Increase(Decrease)				\$ 390,547.59	\$ (283,813.12)		
Land Use Planning & Zoning	Expenditures	\$ 456,206.00	\$ 431,438.27	\$ 496,200.00	\$ 466,861.44	\$ 506,664.24	\$ 193,364.94	38%
	Revenues	\$ 152,725.00	\$ 178,975.00	\$ 154,075.00	\$ 167,635.00	\$ 163,525.00	\$ 56,570.00	35%
	Tax Levy	\$ 303,481.00	\$ 252,463.27	\$ 342,125.00	\$ 299,226.44	\$ 343,139.24	\$ 136,794.94	40%
	Increase(Decrease)				\$ 46,763.17	\$ 43,912.80		

Veterans	Expenditures	\$ 139,363.00	\$ 132,680.70	\$ 145,369.00	\$ 150,343.83	\$ 143,523.64	\$ 53,760.91	37%
	Revenues	\$ 17,368.00	\$ 28,991.47	\$ 12,863.00	\$ 16,476.25	\$ 11,850.00	\$ 14,994.82	127%
	Tax Levy	\$ 121,995.00	\$ 103,689.23	\$ 132,506.00	\$ 133,867.58	\$ 131,673.64	\$ 38,766.09	29%
	Increase(Decrease)				\$ 30,178.35	\$ (2,193.94)		
Parks	Expenditures	\$ 211,793.61	\$ 164,456.12	\$ 206,017.00	\$ 227,975.82	\$ 95,130.88	\$ 46,096.39	48%
	Revenues	\$ 140,560.00	\$ 101,889.15	\$ 142,000.00	\$ 97,623.00	\$ 20,000.00	\$ 13,867.00	69%
	Tax Levy	\$ 71,233.61	\$ 62,566.97	\$ 64,017.00	\$ 130,352.82	\$ 75,130.88	\$ 32,229.39	43%
	Increase(Decrease)				\$ 67,785.85	\$ (55,221.94)		
County Fair/UW Extension	Expenditures	\$ 322,909.00	\$ 265,934.84	\$ 267,063.00	\$ 239,184.45	\$ 255,963.51	\$ 28,768.82	11%
	Revenues	\$ 47,457.00	\$ 58,625.85	\$ 56,124.00	\$ 59,010.04	\$ 56,674.00	\$ 14,512.69	26%
	Tax Levy	\$ 275,452.00	\$ 207,308.99	\$ 210,939.00	\$ 180,174.41	\$ 199,289.51	\$ 14,256.13	7%
	Increase(Decrease)				\$ (27,134.58)	\$ 19,115.10		
Land Conservation	Expenditures	\$ 793,881.00	\$ 743,386.89	\$ 1,057,519.96	\$ 816,013.73	\$ 1,032,111.01	\$ 250,692.90	24%
	Revenues	\$ 430,697.00	\$ 365,519.26	\$ 626,709.96	\$ 501,204.97	\$ 544,734.00	\$ 114,234.95	21%
	Tax Levy	\$ 363,184.00	\$ 377,867.63	\$ 430,810.00	\$ 314,808.76	\$ 487,377.01	\$ 136,457.95	28%
	Increase(Decrease)				\$ (63,058.87)	\$ 172,568.25		
Emergency Government	Expenditures	\$ 76,076.00	\$ 67,373.98	\$ 69,344.00	\$ 68,072.72	\$ 59,429.66	\$ 65,555.52	110%
	Revenues	\$ 39,021.00	\$ 68,919.79	\$ 31,550.00	\$ -	\$ 56,301.61	\$ 38,524.80	68%
	Tax Levy	\$ 37,055.00	\$ (1,545.81)	\$ 37,794.00	\$ 68,072.72	\$ 3,128.05	\$ 27,030.72	864%
	Increase(Decrease)				\$ 69,618.53	\$ (64,944.67)		
Medical Examiner	Expenditures	\$ 53,470.00	\$ 124,450.27	\$ 141,434.00	\$ 143,103.75	\$ 135,053.30	\$ 59,309.81	44%
	Revenues	\$ -	\$ 66,560.18	\$ 63,400.00	\$ 115,160.57	\$ 33,200.00	\$ 15,740.21	47%
	Tax Levy	\$ 53,470.00	\$ 57,890.09	\$ 78,034.00	\$ 27,943.18	\$ 101,853.30	\$ 43,569.60	43%
	Increase(Decrease)				\$ (29,946.91)	\$ 73,910.12		
Land Information	Expenditures	\$ 153,000.00	\$ 166,507.15	\$ 111,000.00	\$ 115,285.34	\$ 148,544.00	\$ 60,806.78	41%
	Revenues	\$ 153,000.00	\$ 164,529.00	\$ 111,000.00	\$ 115,160.57	\$ 168,544.00	\$ 104,544.00	62%
	Tax Levy	\$ -	\$ 1,978.15	\$ -	\$ 124.77	\$ (20,000.00)	\$ (43,737.22)	
	Increase(Decrease)				\$ (1,853.38)	\$ (20,124.77)		
County Administrator	Expenditures	\$ 300,461.00	\$ 368,977.01	\$ 169,892.00	\$ 165,093.11	\$ 161,210.31	\$ 44,856.46	28%
	Revenues			\$ 4,500.00	\$ -	\$ 4,500.00	\$ -	0%
	Tax Levy	\$ 300,461.00	\$ 368,977.01	\$ 165,392.00	\$ 165,093.11	\$ 156,710.31	\$ 44,856.46	29%
	Increase(Decrease)				\$ (203,883.90)	\$ (8,382.80)		
Personnel	Expenditures	\$ 49,368.00	\$ 33,874.75	\$ 20,425.00	\$ 18,447.88	\$ 14,450.00	\$ 6,879.48	48%
	Revenues	\$ 4,500.00	\$ -	\$ 300.00	\$ -	\$ 300.00	\$ -	0%
	Tax Levy	\$ 44,868.00	\$ 33,874.75	\$ 20,125.00	\$ 18,447.88	\$ 14,150.00	\$ 6,879.48	49%
	Increase(Decrease)				\$ (15,426.87)	\$ (4,297.88)		
Finance	Expenditures	Was in Administrators Budget		\$ 241,694.00	\$ 316,034.81	\$ 267,342.40	\$ 67,359.43	25%
	Revenues							
	Tax Levy			\$ 241,694.00	\$ 316,034.81	\$ 267,342.40	\$ 67,359.43	25%
	Increase(Decrease)					\$ (48,692.41)		
IT	Expenditures	\$ 840,315.00	\$ 792,948.95	\$ 970,459.00	\$ 962,816.67	\$ 972,550.05	\$ 565,589.58	58%
	Revenues	\$ 14,471.00	\$ 11,747.72	\$ 17,731.00	\$ 8,330.48	\$ 14,310.00	\$ -	0%
	Tax Levy	\$ 825,844.00	\$ 781,201.23	\$ 952,728.00	\$ 954,486.19	\$ 958,240.05	\$ 565,589.58	59%
	Increase(Decrease)				\$ 173,284.96	\$ 3,753.86		
Contingency Funds	Expenditures	\$ 1,159,295.00	\$ 127,664.98	\$ 1,076,018.69	\$ 58,532.61	\$ 1,154,221.86	\$ 376,454.74	33%
	Revenues	\$ 122,950.00	\$ 264,663.13	\$ 543,278.00	\$ 114,866.85	\$ -	\$ 27,161.75	
	Tax Levy	\$ 1,036,345.00	\$ (136,998.15)	\$ 532,740.69	\$ (56,334.24)	\$ 1,154,221.86	\$ 349,292.99	30%
	Increase(Decrease)				\$ 80,663.91	\$ 1,210,556.10		
HHS	Expenditures	\$ 7,523,334.00	\$ 7,273,599.67	\$ 7,634,486.62	\$ 16,214,524.61	\$ 16,251,584.01	\$ 5,451,923.40	34%
	Revenues	\$ 5,171,601.00	\$ 5,373,216.65	\$ 5,336,453.00	\$ 15,721,292.67	\$ 14,158,479.79	\$ 2,803,532.10	20%
	Tax Levy	\$ 2,351,733.00	\$ 2,342,750.00	\$ 2,278,454.00	\$ 493,231.94	\$ 2,045,929.96	\$ 2,648,391.30	129%
	Increase(Decrease)				\$ (1,849,518.06)	\$ 1,552,698.02		
Aging	Expenditures	\$ 2,149,373.00	\$ 2,139,346.56	\$ 2,266,337.00	\$ 2,387,420.68	\$ 1,260,809.28	\$ 597,124.18	47%
	Revenues	\$ 1,828,400.00	\$ 1,917,557.09	\$ 1,890,502.00	\$ 2,100,629.91	\$ 958,955.00	\$ 268,783.00	28%
	Tax Levy	\$ 320,973.00	\$ 221,789.47	\$ 375,835.00	\$ 286,790.77	\$ 287,574.28	\$ 328,341.18	114%
	Increase(Decrease)				\$ 65,001.30	\$ 783.51		

County Roads and Bridges	Expenditures	\$ 4,536,153.00	\$ 5,107,334.93	\$ 4,770,374.00	\$ 4,910,215.05	\$ 5,178,788.48	\$ 1,194,359.98	23%
	Revenues	\$ 1,980,008.00	\$ 4,782,949.12	\$ 1,568,928.00	\$ 1,536,053.18	\$ 2,693,711.00	\$ 273,403.88	10%
	Tax Levy	\$ 2,556,146.00	\$ 2,556,146.00	\$ 2,036,296.00	\$ 3,374,161.87	\$ 2,485,077.00	\$ 920,956.10	37%
	Increase(Decrease)			\$ 818,015.87	\$ (889,084.87)			
Emergency Medical Services	Expenditures	\$ 2,257,638.00	\$ 1,866,468.67	\$ 3,445,513.12	\$ 1,739,602.77	\$ 4,146,046.35	\$ 383,032.76	9%
	Revenues	\$ 20,000.00	\$ -			\$ -	\$ -	
	Tax Levy	\$ 2,237,638.00	\$ 1,866,468.67	\$ 3,445,513.12	\$ 1,739,602.77	\$ 2,463,800.00	\$ -	0%
	Increase(Decrease)			\$ (126,865.90)	\$ 724,197.23			
Debt Service	Expenditures	\$ 1,904,094.00	\$ 2,244,161.15	\$ 2,400,874.00	\$ 2,400,361.81	\$ 2,453,696.90	\$ 21,527.50	1%
	Revenues	\$ 1,102,594.00	\$ 2,577,841.82	\$ 1,101,853.00	\$ 2,475,688.45	\$ 1,102,346.90	\$ 956,183.78	87%
	Tax Levy	\$ 801,500.00	\$ 801,500.00	\$ 1,299,021.00	\$ (75,326.64)	\$ 1,351,350.00	\$ (934,656.28)	
	Increase(Decrease)							
Capital Outlay	Expenditures	\$ 1,279,025.65	\$ 1,059,617.89	\$ 518,636.68	\$ 358,182.82	\$ 214,041.09	\$ 71,325.33	33%
	Revenues	\$ 695,596.00		\$ 226,305.00	\$ -	\$ 55,580.00	\$ -	0%
	Tax Levy	\$ 583,429.65	\$ 218,362.00	\$ 518,636.68	\$ 358,182.82	\$ 158,461.09	\$ 71,325.33	45%
	Increase(Decrease)							
Highway	Expenditures	\$ 5,598,204.00	\$ 6,194,648.71	\$ 6,146,191.00	\$ 6,152,672.68	\$ 6,493,655.00	\$ 1,935,480.78	30%
	Revenues	\$ 5,598,204.00	\$ 6,454,707.67	\$ 6,146,191.00	\$ 6,309,845.94	\$ 6,493,655.00	\$ 1,581,529.20	24%
	Tax Levy	\$ -	\$ (260,058.96)	\$ -	\$ (157,173.26)	\$ -	\$ 353,951.58	
	Increase(Decrease)							
Total from lines above	Expenditures	\$38,991,937.31	\$38,483,645.59	\$42,355,243.51	\$ 47,951,954.45	\$51,146,165.07	\$ 16,195,178.86	32%
	Revenues	\$18,526,879.00	\$23,547,160.16	\$19,309,708.96	\$ 30,651,158.24	\$28,041,606.80	\$ 6,859,785.26	24%
	Total Levy	\$20,465,059.31	\$17,904,537.38	\$22,087,109.93	\$ 17,300,796.21	\$21,360,857.18	\$ 8,952,360.84	42%
						\$ -	\$ -	
	Tax Levy excluded from	\$ 2,607,737.00	\$ 2,607,737.00	\$ 2,734,581.00	\$ 2,734,581.00	\$ 2,841,230.00	\$ 2,841,230.00	
	Tax Levy subject to Limit	\$15,146,188.00	\$15,146,188.00	\$15,602,175.00	\$ 15,602,175.00	\$15,737,191.00	\$ 15,737,191.00	
	Total Allowable Tax Levy	\$17,753,925.00	\$17,753,925.00	\$18,336,756.00	\$ 18,336,756.00	\$18,578,421.00	\$ 18,578,421.00	
	Increase to Levy Limit			\$ 582,831.00	\$ 582,831.00	\$ 241,665.00	\$ 241,665.00	
Total from Alio Report	Expenditures	\$41,730,038.98	\$39,426,275.52	\$44,381,975.45	\$ 48,398,898.29	\$48,262,598.23	\$ 8,404,764.14	
	Revenues	\$33,216,121.00	\$43,264,233.66	\$39,888,185.96	\$ 32,945,916.34	\$48,175,855.00	\$ 3,530,216.47	
	Total Levy	\$ 8,513,917.98	\$ (3,837,958.14)	\$ 4,493,789.49	\$ 15,452,981.95	\$ 86,743.23	\$ 4,874,547.67	
	Total Levy Increase(Decrease)							
		2023 Year End Head Count		2024 Year End Head Count		Head Count as of 6/1/2025		
		191		198		191		

FINANCE and INSURANCE COMMITTEE

June 25, 2025

\$2,182.10

We the undersigned members of the Finance and Insurance Committee, Green Lake County Board of Supervisors, have this date reviewed the below listed Monthly Claims for payment and approve said payments as indicated.

PAYEE	AMOUNT
David Abendroth, Supervisor Dist. 4	\$ 198.80
William Boutwell, Supervisor Dist. 9	
Chuck Buss, Supervisor Dist. 2	\$ 259.30
Brian Floeter, Supervisor Dist. 6	
Joe Gonyo, Supervisor Dist. 16	
Keith Hess, Supervisor Dist. 17*	\$ 182.80
Nancy Hiestand, Supervisor Dist. 8	
Nancy Hoffmann, Supervisor Dist. 1	
Nita Krenz, Supervisor Dist. 15*	\$ 582.60
Donald Lenz, Supervisor Dist. 13	
Dennis Mulder, Supervisor Dist. 14	
Liz Otto, County Clerk	
Harley Reabe, Supervisor Dist. 11	\$ 395.60
Robert Schweder, Dist. 12	\$ 241.00
Mike Skivington, Supervisor, Dist. 5	
Curt Talma, Supervisor, Dist. 3	
Gene Thom, Supervisor, Dist. 19	\$ 182.00
Richard Trochinski, Dist. 18	
Sue Wendt, Supervisor Dist. 10	\$ 140.00
Charlie Wielgosh, Supervisor Dist. 7	
Total	<hr/> \$ 2,182.10

*More than one months payment

Harley Reabe

Donald Lenz

Dennis Mulder

Charlie Wielgosh

Brian Floeter

FINANCE and INSURANCE COMMITTEE

June 25th 2025

\$50.60

We the undersigned members of the Finance and Insurance Committee, Green Lake County Board of Supervisors, have this date reviewed the below listed Monthly Claims for payment and approve said payments as indicated.

<u>PAYEE</u>	<u>AMOUNT</u>
Sue Shemanski	
Pat Brandstetter	
Andrew Brendemihl	
Robert Burdick	
Raymond Hudzinski	
Victor Shrock	
David Albright	\$50.60
Christine Schapfel	
Teresa Mauel	
Mary Hess	
Ron Triemstra	
Peter Wallace	
Rick Dornfeld	
	<hr/>
	\$50.60

*More than one month

Harley Reabe

Don Lenz

Charlie Wielgosh

Dennis Mulder

Brian Floeter