



# ***GREEN LAKE COUNTY***

*571 County Road A, Green Lake, WI 54941*

---

**Original Post Date: 01/19/2024**

**Amended\* Post Date: 1/22/2024**

**The following documents are included in the packet for the Finance Committee Meeting on January 24, 2024:**

- 1) Agenda
- 2) Minutes from 12/27/2023
- 3) Treasurer's Report
- 4) ARPA Fund for Review
- 5) Resolution to Approve ARPA Funds for Communication Tower Updates
- 6) Finance Director Report
- 7) Budget Review of Revenue and Expenditures
- 8) Supervisor/Lay People Monthly Claims



GREEN LAKE COUNTY  
OFFICE OF THE COUNTY CLERK

Elizabeth Otto  
County Clerk

Office: 920-294-4005  
FAX: 920-294-4009

Finance Committee  
Meeting Notice

Date: Wednesday, January 24, 2024 Time: 3:00 PM  
The Green Lake County Government Center, County Board Room  
571 County Road A, Green Lake WI

Amended AGENDA\*\*

<p><b>Committee Members</b></p> <p>Harley Reabe, Chair Luke Dretske Donald Lenz Dennis Mulder Brian Floeter, Vice Chair</p> <p>Elizabeth Otto, Secretary</p> <p>Virtual attendance at meetings is optional. If technical difficulties arise, there may be instances when remote access may be compromised. If there is a quorum attending in person, the meeting will proceed as scheduled.</p>	<ol style="list-style-type: none"><li>1. Call to Order</li><li>2. Certification of Open Meeting Law</li><li>3. Pledge of Allegiance</li><li>4. Minutes: 12/27/2023</li><li>5. Public Comment (3 minute limit)</li><li>6. Treasurer’s Monthly Report<ul style="list-style-type: none"><li>• Tax Collection Update</li><li>• December Financial Reports</li><li>• Sales Tax Update</li></ul></li><li>7. Discussion and review of ARPA funding</li><li>8. Resolution<ul style="list-style-type: none"><li>• Resolution to Approve ARPA Funds for Communication Tower Updates</li></ul></li><li>9. Request for funding for Highway Building design</li><li>10. *In-Rem Update</li><li>11. *2022 Financial Audit Update</li><li>12. Finance Director Report</li><li>13. Budget Review of Revenue and Expenditures</li><li>14. Supervisor/Lay People Monthly Claims</li><li>15. Committee Discussion<ul style="list-style-type: none"><li>• Future Meeting Dates: Regular Meeting 2/28/2024</li><li>• Future Agenda items for action &amp; discussion</li></ul></li><li>16. Adjourn</li></ol> <p>Microsoft Teams meeting Join on your computer, mobile app or room device <a href="#">Click here to join the meeting</a> Meeting ID: 227 187 884 289 Passcode: UpLjaF <a href="#">Download Teams</a>   <a href="#">Join on the web</a> Or call in (audio only) <a href="#">+1 920-515-0745.379123018#</a> United States, Green Bay Phone Conference ID: 358 866 639# <a href="#">Find a local number</a>   <a href="#">Reset PIN</a> Please accept at your earliest convenience. Thank you! <a href="#">Learn More</a>   <a href="#">Help</a>   <a href="#">Meeting options</a>   <a href="#">Legal</a></p>
<p>Kindly arrange to be present, if unable to do so, please notify our office. Elizabeth Otto, County Clerk</p>	

Please note: Meeting area is accessible to the physically disabled. Anyone planning to attend who needs visual or audio assistance, should contact the County Clerk’s Office, 294-4005, not later than 3 days before date of the meeting.

**FINANCE COMMITTEE**  
**December 27, 2023**

The meeting of the Finance Committee was called to order by Chair Harley Reabe on Wednesday, December 27, 2023 at 3:00 PM, in the County Board Room and via remote access format at the Government Center, Green Lake, WI. The requirements of the open meeting law were certified as being met. The Pledge of Allegiance was recited.

Present:	Luke Dretske	Absent: Don Lenz
	Dennis Mulder	Brian Floeter
	Harley Reabe	

Other County Employees Present: Cate Wylie, County Administrator; Liz Otto, County Clerk; Ken Stephani, Finance Director; Sheriff Mark Podoll; Jess McLean, Treasurer

**MINUTES**

***Motion/second (Mulder/Dretske)*** to approve the minutes of the November 21, 2023 meeting with no additions or corrections. Motion carried with no negative vote.

**PUBLIC COMMENT** - none

**TREASURER'S MONTHLY REPORT**

- **Tax Collection Update**
- **November Financial Reports**
- **Sales Tax Update**

Treasurer Jessica McLean stated that sales tax was up for November and is projected to be approximately 5% higher than last year. Property tax bills have all been calculated, printed, and sent out by the statutory deadline of December 18. A court date has been set for the 2019 in rem taxes.

**DISCUSSION AND REVIEW OF ARPA FUNDING**

Finance Director Ken Stephani provided an update to the current ARPA funds including allocation and interest. Sheriff Mark Podoll handed out information regarding additional funds requested in the amount of \$36,650.00 to upgrade the Berlin communication tower. ***Motion/second (Mulder/Dretske)*** to draft a resolution to be brought forward next month for that purpose. Motion carried with no negative vote.

**FINANCE DIRECTOR REPORT**

Finance Director Ken Stephani stated that the draft 2022 audit has been received with the final financial statements coming in January or February. Discussion held on revenue and expenses summary format and also on new financial software.

**BUDGET REVIEW OF REVENUES AND EXPENDITURES**

No questions or comments regarding November reports.

**SUPERVISORS/LAY PEOPLE MONTHLY CLAIMS**

Supervisor's claims: \$4,471.34  
Lay Person's claims: \$1,574.30

***Motion/second (Dretske/Mulder)*** to approve supervisor and lay people claims. Motion carried with no negative vote.

**COMMITTEE DISCUSSION**

- **Future meeting dates: Regular Meeting – January 24, 2024 @ 3:00 PM**

- **Future agenda items for action & discussion:**

**ADJOURNMENT**

Chair Reabe adjourned the meeting at 3:35 PM.

Submitted by,

Liz Otto  
County Clerk

DRAFT



# GREEN LAKE COUNTY

## OFFICE OF THE COUNTY TREASURER

Jessica McLean  
Treasurer

Office: 920-294-4018  
FAX: 920-299-5064

January 17, 2024

Memo to Finance Committee:

The December sales tax deposit was \$174,339.55. The year ended at 4.81% ahead of 2022's yearend total.

### TAX COLLECTION

All of the 2023 tax bills were calculated, printed and picked up by the municipal treasurers by Friday, December 15, 2023.

### IN-REM

Below is a synopsis on the current parcels in the In-Rem process.

Tax Year	Parcels	Delinquent Amount (excluding interest and penalty)
2014	1	890.05
2015	1	10,995.91
2016	1	370.07
2017	1	268.02
2018	5	3,448.28
2019	9	4,463.23
2020	33	26,634.07
TOTAL	51	<b>\$47,072.63</b>

Payments on the 2020 balances have been slowly coming in. The 2018-2019 delinquencies have been filed with the court, published in the newspaper, and have a court date of March 4, 2024.

### CREDIT CARD POINTS

Per the January credit card statement, we have a balance of 435,658 credit card points. The county has earned an additional 33,696 points this statement. This calculates to \$4,356.58.

Respectfully submitted,

*Jessica McLean*

Jessica McLean

**GREEN LAKE COUNTY TREASURER'S REPORT**

**DECEMBER 2023**

<b>RECEIPTS:</b>		<b>TREASURER'S CASH BALANCE:</b>	11/30/2023	<b>640,851.32</b>
	General:		2,541,338.12	
	Redemption Tax - Principle:		105,000.75	
	Redemption Tax - Interest		22,297.85	
	Redemption Tax - Penalty		11,160.62	
	Interest Tax - Specials		23.62	
	Certificate Principle Tax - Specials		214.72	
	Sales Tax Deposit from State		174,339.55	
	Highway Loan Interest Wire		11,850.00	
	Highway Loan Principal Wire		1,100,000.00	
	<b>TOTAL RECEIPTS:</b>		3,966,225.23	<b>4,607,076.55</b>

<b>DISBURSEMENTS:</b>				
	General Maintenance:		614,586.29	
	Direct Deposit Payroll		655,289.55	
	DHHS Deposit to LGIP		240,760.34	
	Payroll deductions and taxes		572,421.08	
	Sales Tax Money Transfer to LGIP		211,363.18	
	Real Estate Transfer Fees		44,452.08	
	Voided Checks from previous month		0.00	
	Fleetcore		328.08	
	Montly Insurance		235,935.84	
	Allstate Insurance		2,800.32	
	Credit Card Payment		76,621.50	
	Delta Dental		7,096.00	
	Highway Note Interest Payment		11,850.00	
	Highway Note Principal Payment		1,100,000.00	
	FSA Funds		3,233.09	
	Check Returned		-28.41	
	<b>TOTAL DISBURSEMENTS:</b>		3,776,708.94	

<b>TREASURER'S CASH BALANCE:</b>	12/31/23	<b>830,367.61</b>
----------------------------------	----------	-------------------

**BANK RECONCILIATION**

Green Lake Horicon Bank - Checking:	195	224,591.41	Balanced Monthly
Green Lake Horicon Bank - Money Market:	224	800,412.91	Balanced Monthly
<b>TOTAL</b>		1,025,004.32	
Less Outstanding Checks			Balanced with Bank & 194,636.71 ALIO Monthly 0.00
Available Bank Balance		830,367.61	

CASH BALANCE	830,367.61
TREASURER'S CASH	830,367.61
DIFFERENCE	0.00

2023 HIGHWAY ROAD REPAIR LOAN			
<u>DATE</u>			<u>TOTAL</u>
09/15/23	New Loan		3,600,000.00
10/30/23	Interest Payment	17,775.00	0.00
11/30/23	Interest Payment	11,850.00	0.00
			0.00
			<b>\$3,570,375.00</b>

## GREEN LAKE COUNTY TREASURER'S REPORT

### DECEMBER 2023

#### RECONCILIATION OF RECEIPTS & DEPOSITS

Cash in Office	November 30, 2023	0.00
Total Receipts	DECEMBER 2023	3,966,225.23
<b>SUB TOTAL</b>		<b>3,966,225.23</b>
Less Deposits for Month:		<u>3,966,225.23</u>
Cash in Office	12/31/2023	-

#### PROOF OF OUTSTANDING CHECKS

Outstanding Checks	November 30, 2023	905,711.53
Total Disbursements	DECEMBER 2023	3,776,708.94
<b>SUB TOTAL</b>		<b><u>4,682,420.47</u></b>
Less Checks Cashed by Bank		3,845,455.22
DHHS Deposit to LGIP		240,760.34
Payroll deductions and taxes		190,233.43
Sales Tax transfer to LGIP		211,363.18
Returned Check		-28.41
<b>Outstanding Checks</b>	<b>12/31/2023</b>	<b>194,636.71</b>

#### 2023 INTEREST REVENUE

1/31/23 Money Markets	January Interest	\$14,278.84
1/31/23 Certificate of Deposits	January Interest	\$0.00
2/28/23 Money Markets	February Interest	\$18,393.59
2/28/23 Certificate of Deposits	February Interest	\$0.00
3/31/23 Money Markets	March Interest	\$36,952.50
3/31/23 Certificate of Deposits	March Interest	\$0.00
4/30/23 Money Markets	April Interest	\$37,145.41
4/30/23 Certificate of Deposits	April Interest	\$0.00
5/31/23 Money Markets	May Interest	\$38,340.61
5/31/23 Certificate of Deposits	May Interest	\$0.00
6/30/23 Money Markets	June Interest	\$43,592.30
6/30/23 Certificate of Deposits	June Interest	\$0.00
7/31/23 Money Markets	July Interest	\$46,440.36
7/31/23 Certificate of Deposits	July Interest	\$0.00
8/31/23 Money Markets	August Interest	\$49,525.00
8/31/23 Certificate of Deposits	August Interest	\$0.00
9/30/23 Money Markets	September Interest	\$47,869.80
9/30/23 Certificate of Deposits	September Interest	\$0.00
10/31/23 Money Markets	October Interest	\$46,696.07
10/31/23 Certificate of Deposits	October Interest	\$0.00
11/30/23 Money Markets	November Interest	\$40,800.73
11/30/23 Certificate of Deposits	November Interest	\$0.00
12/31/23 Money Markets	December Interest	\$34,013.60
12/31/23 Certificate of Deposits	December Interest	\$0.00
<b>TOTAL</b>		<b><u>\$454,048.81</u></b>

#### HORICON BANK ACCOUNTS

#### Balance as of 11/30/2023

Gelhar Escrow Account #8674 \$123,878.81

**GREEN LAKE COUNTY TREASURER'S REPORT**

**INVESTMENTS DECEMBER 2023**

**LOCAL GOVERNMENT INVESTMENT POOL**

#4000

<u>Date</u>		<u>Account #01</u>
11/30/23	Balance L.G.I.P.	3,711,239.01
	DCF SPARC PMT	8,512.09
	HSF COMM AIDS	122,134.25
	HSF COMM AIDS	24,299.00
	HSF COMM AIDS	85,815.00
	Interest	16,798.97
	Withdrawl for Payroll	-450,000.00
	Balance L.G.I.P.	<b>\$3,518,798.32</b>

**Date Started INSTITUTIONS**

			<u>PRINCIPLE</u>	<u>YIELD RATE</u>	<u>DUE DATE</u>
04/20/11	Farmers & Merchants Bank**	Money Market	818	181,955.89	3.85%
03/16/23	Farmers & Merchants Bank**(ICS)	Money Market	818	406,879.22	3.85%
02/13/20	ERGO Bank**	Money Market	2620	630,688.40	3.14%
03/01/20	Fortifi Bank** (ICS)	Money Market	4930	2,169,217.76	5.37%
11/03/20	Charles Schwab (Dana Investments)	Short-Term Bonds	9437	1,893,349.58	3.50%
05/21/21	ERGO Bank**(ARPA Funds)	Money Market	2833	2,715,757.21	3.14%
11/01/15	Horicon Retirement	Money Market	4497	190,277.30	0.30%
08/05/13	Ripon Horicon Bank	Money Market	1744	5,277.65	0.75%
<b>TOTAL</b>			<b>\$8,193,403.01</b>		

\*\* Collateralized Investment

**SALES TAX**

	<u>2023 PRINCIPLE</u>	<u>2023 INTEREST</u>	<u>TOTAL SALES TAX</u>
<b>BALANCE 12/31/2022</b>			2,412,364.31
01/31/23	178,669.33	10,727.27	189,396.60
02/28/23	132,549.17	11,792.69	144,341.86
03/31/23	196,656.86	12,952.49	209,609.35
04/30/23	119,323.49	13,494.22	132,817.71
05/31/23	127,794.28	15,186.20	142,980.48
06/30/23	170,254.53	13,807.27	184,061.80
07/31/23	189,432.17	17,038.03	206,470.20
08/31/23	196,260.51	18,095.42	214,355.93
09/30/23	212,840.16	18,498.77	231,338.93
10/31/23	222,261.39	20,231.13	242,492.52
11/30/23	188,231.58	20,615.82	208,847.40
12/31/23	211,363.18	22,325.70	233,688.88
<b>TOTAL COLLECTED IN 2023</b>	<b>2,145,636.65</b>	<b>194,765.01</b>	<b>\$4,752,765.97</b>
<b>TOTAL 2023 LOAN PAYMENTS</b>			<b>1,102,593.15</b>
<b>TOTAL PAID TOWARDS UPGRADES</b>			<b>75,320.00</b>

**\$3,574,852.82**

**SALES TAX INVESTMENTS**

<u>Institution</u>	<u>CD/MM #</u>	<u>Term</u>	<u>Principle Invested</u>	<u>Int. Rate</u>	<u>Due Date</u>
12/31/2023 LGIP Sales Tax Account #09			4,518,653.41	5.38%	
ERGO Bank (Money Market)	2743		670,625.19	3.14%	
Fortifi Bank (Money Market)	8621		31,366.29	0.15%	
<b>Total Funds Held in Trust</b>			<b>\$5,220,644.89</b>		

<b>2023 LOAN PAYMENT HISTORY</b>		
<u>PAYMENT DATE</u>	<u>LOAN PAYMENT AMOUNT</u>	<u>TOTAL</u>
02/16/23	\$997,757.45	\$997,757.45
08/17/23	\$104,835.70	\$104,835.70
		<b>\$1,102,593.15</b>
		<b>Total Paid on Loan in 2023</b>

<b>2023 SECURITY UPGRADES</b>		
<u>PAYMENT DATE</u>	<u>PAYMENT HISTORY</u>	<u>TOTAL</u>
05/17/23	\$75,320.00	\$75,320.00
07/20/23	\$35,325.05	\$35,325.05
		<b>\$75,320.00</b>
		<b>Total Paid Towards Upgrades</b>



DECEMBER 2023

**EFFECTIVE INTEREST RATES - OVERALL**

<b><u>INSTITUTION</u></b>	<b><u>AMOUNT</u></b>	<b><u>ACCOUNT NUMBER</u></b>	<b><u>RATE</u></b>
L.G.I.P.	10,554,651.70		5.37%
Farmers & Merchants Bank**	181,955.89	818	3.85%
Farmers & Merchants Bank**(ICS)	406,879.22	7924	3.85%
ERGO Bank**	630,688.40	2620	3.14%
Fortifi Bank** (ICS)	2,169,217.76	4930	5.37%
Charles Schwab (Dana Investments)	1,893,349.58	9437	3.50%
ERGO Bank**(ARPA Funds)	2,715,757.21	2833	3.14%
Horicon Retirement	190,277.30	4497	0.30%
Ripon Horicon Bank	5,277.65	1744	0.75%
Horicon Bank	800,412.91	224	0.05%
	19,548,467.62		Average APY 2.93%
<b><u>TOTAL INVESTED</u></b>	<b>18,552,499.76</b>	<i>Average Investment APY</i>	<b>2.93%</b>

Date	Institution	Account #	Amount
1/31/2023	MM Horicon	2366	45.95
1/31/2023	MM LGIP	Account #1	2,886.99
1/31/2023	MM Farmers & Merchants	818	4,866.69
1/31/2023	MM ERGO Bank	2620	3,363.64
1/31/2023	MM Fortifi Bank	4930	1,099.84
1/31/2023	MM Charles Schwab	9437	1,098.59
1/31/2023	MM Horicon Retirement	4497	1.26
1/31/2023	MM Ripon Horicon Bank	1744	2.99
1/31/2023	MM Horicon	224	770.64
1/31/2023	MM Horicon	195	142.25

**TOTAL MONEY MARKET INTEREST \$14,278.84**

Date	Institution	Account #	Amount
2/28/2023	MM Horicon	2366	46.07
2/28/2023	MM LGIP	Account #1	2,963.25
2/28/2023	MM Farmers & Merchants	818	6,306.52
2/28/2023	MM ERGO Bank	2620	5,111.74
2/28/2023	MM Fortifi Bank	4930	993.83
2/28/2023	MM Charles Schwab	9437	1,688.40
2/28/2023	MM Horicon Retirement	4497	1.04
2/28/2023	MM Ripon Horicon Bank	1744	3.02
2/28/2023	MM Horicon	224	1,114.25
2/28/2023	MM Horicon	195	165.47

**TOTAL MONEY MARKET INTEREST \$18,393.59**

Date	Institution	Account #	Amount
3/31/2023	MM Horicon	2366	51.03
3/31/2023	MM LGIP	Account #1	3,979.90
3/31/2023	MM Farmers & Merchants	818	16,484.96
3/31/2023	MM ERGO Bank	2620	12,477.10
3/31/2023	MM Fortifi Bank	4930	1,100.73
3/31/2023	MM Charles Schwab	9437	2,218.58
3/31/2023	MM Horicon Retirement	4497	1.03
3/31/2023	MM Ripon Horicon Bank	1744	3.34
3/31/2023	MM Horicon	224	539.95
3/31/2023	MM Horicon	195	95.88

**TOTAL MONEY MARKET INTEREST \$36,952.50**

Date	Institution	Account #	Amount
4/30/2023	MM Horicon	2366	49.42
4/30/2023	MM LGIP	Account #1	4,981.01
4/30/2023	MM Farmers & Merchants	818	15,782.14
4/30/2023	MM ERGO Bank	2620	11,936.77
4/30/2023	MM Fortifi Bank	4930	1,065.65
4/30/2023	MM Charles Schwab	9437	2,969.64
4/30/2023	MM Horicon Retirement	4497	1.07
4/30/2023	MM Ripon Horicon Bank	1744	3.23
4/30/2023	MM Horicon	224	233.76
4/30/2023	MM Horicon	195	122.72

**TOTAL MONEY MARKET INTEREST \$37,145.41**

Date	Institution	Account #	Amount
5/31/2023	MM Horicon	2366	6.60
5/31/2023	MM LGIP	Account #1	6,461.87
5/31/2023	MM Farmers & Merchants	818	16,363.69
5/31/2023	MM ERGO Bank	2620	11,617.67
5/31/2023	MM Fortifi Bank	4930	1,060.58
5/31/2023	MM Charles Schwab	9437	2,614.30
5/31/2023	MM Horicon Retirement	4497	1.03
5/31/2023	MM Ripon Horicon Bank	1744	3.35
5/31/2023	MM Horicon	224	86.95
5/31/2023	MM Horicon	195	124.57

**TOTAL MONEY MARKET INTEREST \$38,340.61**

Date	Institution	Account #	Amount
6/30/2023	MM LGIP	Account #1	7,536.71
6/30/2023	MM Farmers & Merchants	818	15,884.76
6/30/2023	MM ERGO Bank	2620	8,520.70
6/30/2023	MM Fortifi Bank	4930	8,292.73
6/30/2023	MM Charles Schwab	9437	3,168.66
6/30/2023	MM Horicon Retirement	4497	1.06
6/30/2023	MM Ripon Horicon Bank	1744	3.24
6/30/2023	MM Horicon	224	85.88
6/30/2023	MM Horicon	195	98.56

**TOTAL MONEY MARKET INTEREST \$43,592.30**

Date	Institution	Account #	Amount
7/31/2023	MM LGIP	Account #1	10,545.78
7/31/2023	MM Farmers & Merchants	818	16,467.41
7/31/2023	MM ERGO Bank	2620	7,518.05
7/31/2023	MM Fortifi Bank	4930	8,967.75
7/31/2023	MM Charles Schwab	9437	2,135.54
7/31/2023	MM Horicon Retirement	4497	4.71
7/31/2023	MM Ripon Horicon Bank	1744	3.35
7/31/2023	MM Horicon	224	715.23
7/31/2023	MM Horicon	195	82.54

**TOTAL MONEY MARKET INTEREST \$46,440.36**

Date	Institution	Account #	Amount
8/31/2023	MM LGIP	Account #1	11,906.45
8/31/2023	MM Farmers & Merchants	818	16,521.70
8/31/2023	MM ERGO Bank	2620	7,435.96
8/31/2023	MM Fortifi Bank	4930	9,150.10
8/31/2023	MM Charles Schwab	9437	2,940.97
8/31/2023	MM Horicon Retirement	4497	1.08
8/31/2023	MM Ripon Horicon Bank	1744	3.35
8/31/2023	MM Horicon	224	1,432.25
8/31/2023	MM Horicon	195	133.14

**TOTAL MONEY MARKET INTEREST \$49,525.00**

Date	Institution	Account #	Amount
9/30/2023	MM LGIP	Account #1	14,106.13
9/30/2023	MM Farmers & Merchants	818	16,040.77
9/30/2023	MM ERGO Bank	2620	4,714.66
9/30/2023	MM Fortifi Bank	4930	8,997.71
9/30/2023	MM Charles Schwab	9437	3,584.31
9/30/2023	MM Horicon Retirement	4497	0.00
9/30/2023	MM Ripon Horicon Bank	1744	3.24
9/30/2023	MM Horicon	224	304.90
9/30/2023	MM Horicon	195	118.08

**TOTAL MONEY MARKET INTEREST \$47,869.80**

Date	Institution	Account #	Amount
10/31/2023	MM LGIP	Account #1	15,573.71
10/31/2023	MM Farmers & Merchants	818	16,116.63
10/31/2023	MM ERGO Bank	2620	2,422.75
10/31/2023	MM Fortifi Bank	4930	9,619.07
10/31/2023	MM Charles Schwab	9437	2,752.01
10/31/2023	MM Horicon Retirement	4497	1.08
10/31/2023	MM Ripon Horicon Bank	1744	3.36
10/31/2023	MM Horicon	224	107.53
10/31/2023	MM Horicon	195	99.93

**TOTAL MONEY MARKET INTEREST \$46,696.07**

Date	Institution	Account #	Amount
11/30/2023	MM LGIP	Account #1	16,367.87
11/30/2023	MM Farmers & Merchants	818	7,923.75
11/30/2023	MM ERGO Bank	2620	1,598.67
11/30/2023	MM Fortifi Bank	4930	9,429.91
11/30/2023	MM Charles Schwab	9437	5,120.87
11/30/2023	MM Horicon Retirement	4497	1.07
11/30/2023	MM Ripon Horicon Bank	1744	3.25
11/30/2023	MM Horicon	224	128.24
11/30/2023	MM Horicon	195	227.10

**TOTAL MONEY MARKET INTEREST \$40,800.73**

Date	Institution	Account #	Amount
12/31/2023	MM LGIP	Account #1	16,798.97
12/31/2023	MM Farmers & Merchants	818	1,944.21
12/31/2023	MM ERGO Bank	2620	1,656.16
12/31/2023	MM Fortifi Bank	4930	9,824.63
12/31/2023	MM Charles Schwab	9437	3,483.27
12/31/2023	MM Horicon Retirement	4497	3.64
12/31/2023	MM Ripon Horicon Bank	1744	3.36
12/31/2023	MM Horicon	224	151.98
12/31/2023	MM Horicon	195	147.38

**TOTAL MONEY MARKET INTEREST \$34,013.60**

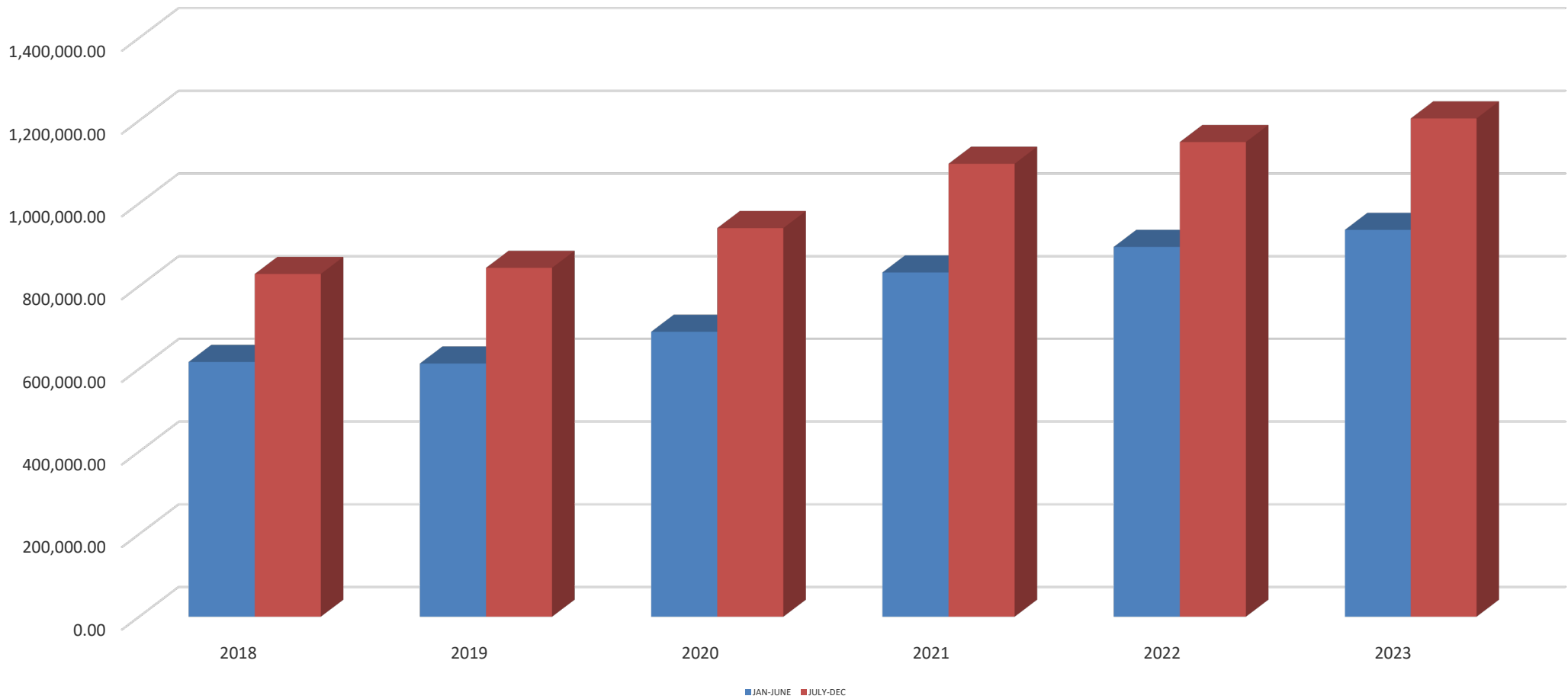
## SALES TAX COMPARISON BY MONTH

	2018	2019	2020	2021	2022	2023	Average	Highest	Lowest
JANUARY	89,933.78	109,509.43	128,731.85	129,049.30	129,910.32	132,549.17	97,891.12	132,549.17	62,321.73
FEBRUARY	126,251.39	119,075.76	116,846.62	133,920.39	165,044.95	196,656.86	97,952.41	196,656.86	60,255.84
MARCH	75,898.03	85,550.74	90,381.98	100,966.39	109,740.25	119,323.49	84,615.91	119,323.49	46,994.44
APRIL	72,655.36	76,224.82	113,659.11	127,433.63	136,138.08	127,794.28	78,505.10	136,138.08	36,804.46
MAY	125,227.50	118,471.32	119,338.16	151,450.22	159,631.49	170,254.53	88,619.68	170,254.53	41,257.94
JUNE	126,711.01	104,210.27	120,755.71	190,264.84	194,310.06	189,432.17	102,393.52	194,310.06	59,400.00
JULY	116,127.56	143,859.66	168,092.46	191,059.31	177,408.66	196,260.51	108,157.51	196,260.51	15,457.04
AUGUST	184,463.92	182,104.04	171,355.64	199,478.15	199,766.82	212,840.16	126,520.03	212,840.16	83,741.27
SEPTEMBER	126,122.19	106,728.23	161,646.56	186,737.85	207,875.18	222,261.39	125,287.27	222,261.39	1,077.35
OCTOBER	144,616.82	154,381.89	163,549.99	185,341.04	185,549.27	188,231.58	122,735.31	188,231.58	64,005.77
NOVEMBER	154,928.51	158,042.83	135,345.97	163,382.51	198,999.02	211,363.18	126,018.58	211,363.18	64,072.75
DECEMBER	103,170.65	99,052.48	140,318.27	169,786.68	178,669.33	174,339.55	111,769.17	178,669.33	64,039.26
30,976,984.79	1,446,106.72	1,457,211.47	1,630,022.32	1,928,870.31	2,043,043.43	2,141,306.87	1,245,325.34	2,043,043.43	931,953.00
	3.96%	0.77%	11.86%	18.33%	5.92%	4.81%			

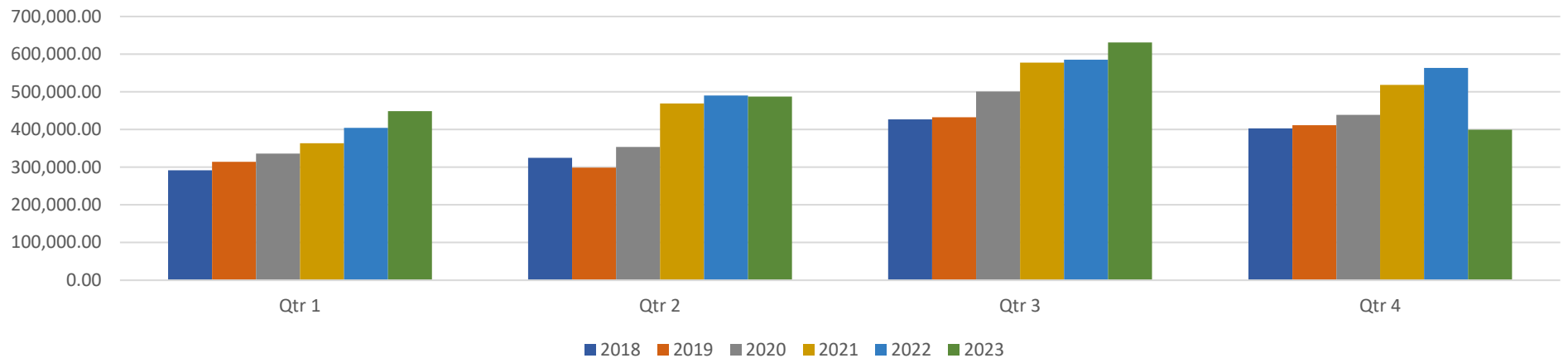
By Quarter	2018	2019	2020	2021	2022	2023
Qtr 1	292,083.20	314,135.93	335,960.45	363,936.08	404,695.52	448,529.52
Qtr 2	324,593.87	298,906.41	353,752.98	469,148.69	490,079.63	487,480.98
Qtr 3	426,713.67	432,691.93	501,094.66	577,275.31	585,050.66	631,362.06
Qtr 4	402,715.98	411,477.20	439,214.23	518,510.23	563,217.62	573,934.31
Total	1,446,106.72	1,457,211.47	1,630,022.32	1,928,870.31	2,043,043.43	2,141,306.87
Variance	-	-	-	-	-	-

	2018	2019	2020	2021	2022	2023
JAN-JUNE	616,677.07	613,042.34	689,713.43	833,084.77	894,775.15	936,010.50
JULY-DEC	829,429.65	844,169.13	940,308.89	1,095,785.54	1,148,268.28	1,205,296.37

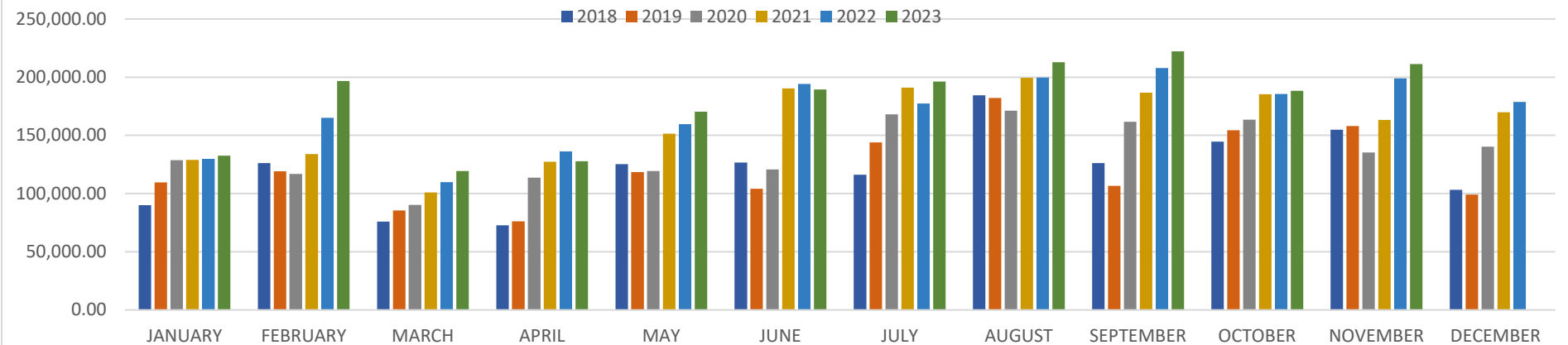
SALES TAX Q1/2 VS Q3/4



Sales Tax Revenue by Quarter



Sales Tax Revenue by Month



# Green Lake County

Owner (s):

**DILLMAN, ELIZABETH A**  
**DILLMAN, RONALD E**

**Location:**

NW-NW, Sect. 10, T17N, R13E

**Mailing Address:**

**ELIZABETH A DILLMAN  
RONALD E DILLMAN  
194 S WISCONSIN ST  
BERLIN, WI 54923**

School District:

**0434 - BERLIN AREA SCHOOL DISTRICT**

**Tax Parcel ID Number:Tax District:**

**Status:**

**206-00451-0000      206-CITY OF BERLIN      Active**

Alternate Tax Parcel Number:Government Owned:Acres:

0.0000

Description - Comments (Please see Documents tab below for related documents. For a complete legal description, see recorded document.):

**FIRST ADDITION N1/2 OF LOTS 8 & 9 BLK 12**

Site Address (es): (Site address may not be verified and could be incorrect. DO NOT use the site address in lieu of legal description.)

**194 S WISCONSIN ST**

## Taxes

1 Lottery credit claimed effective 1/1/2018

## Tax History

**\* Click on a Tax Year for detailed payment information.**

Tax Year*	Omitted	Tax Bill	Taxes Paid	Taxes Due	Interest	Penalty	Total Payoff
2023	<input type="checkbox"/>	\$1,112.76	\$0.00	\$1,112.76	\$0.00	\$0.00	\$1,112.76
2022	<input type="checkbox"/>	\$1,270.78	\$0.00	\$1,270.78	\$152.49	\$76.25	\$1,499.52
2021	<input type="checkbox"/>	\$1,197.57	\$0.00	\$1,197.57	\$287.41	\$143.71	\$1,628.69
2020	<input type="checkbox"/>	\$1,162.38	\$0.00	\$1,162.38	\$418.46	\$209.23	\$1,790.07
2019	<input type="checkbox"/>	\$1,094.41	\$0.00	\$1,094.41	\$525.32	\$262.66	\$1,882.39
2018	<input type="checkbox"/>	\$1,038.28	\$0.00	\$1,038.28	\$622.97	\$311.48	\$1,972.73
2017	<input type="checkbox"/>	\$1,057.17	\$1,057.17	\$0.00	\$0.00	\$0.00	\$0.00
2016	<input type="checkbox"/>	\$1,110.82	\$1,110.82	\$0.00	\$0.00	\$0.00	\$0.00
2015	<input type="checkbox"/>	\$1,137.12	\$1,137.12	\$0.00	\$0.00	\$0.00	\$0.00
2014	<input type="checkbox"/>	\$1,127.06	\$1,127.06	\$0.00	\$0.00	\$0.00	\$0.00
2013	<input type="checkbox"/>	\$1,154.54	\$1,154.54	\$0.00	\$0.00	\$0.00	\$0.00
2012	<input type="checkbox"/>	\$1,129.45	\$1,129.45	\$0.00	\$0.00	\$0.00	\$0.00
2011	<input type="checkbox"/>	\$1,209.62	\$1,209.62	\$0.00	\$0.00	\$0.00	\$0.00
2010	<input type="checkbox"/>	\$1,180.61	\$1,180.61	\$0.00	\$0.00	\$0.00	\$0.00
2009	<input type="checkbox"/>	\$1,209.27	\$1,209.27	\$0.00	\$0.00	\$0.00	\$0.00
2008	<input type="checkbox"/>	\$1,163.80	\$1,163.80	\$0.00	\$0.00	\$0.00	\$0.00

**Total**

**\$9,886.16**



CITY OF BERLIN 206-00451-0000

Tax Report:	<a href="#">More info</a>
Permit Report:	<a href="#">More info</a>
Zoning:	MUN
Acres:	0.00
Estimated Acres:	0.20
Name:	ELIZABETH A DILLMAN RONALD E DILLMAN
Desc:	FIRST ADDITION N1/2 OF LOTS 8 & 9 BLK 12
Site Address:	194 S WISCONSIN ST

[Zoom to](#)

# Green Lake County

Owner (s):

**FRANCISCO, RANDALL J**

Location:

**NE-NE,Sect. 9, T17N,R13E**

Mailing Address:

**RANDALL J FRANCISCO  
PO BOX 403  
WAUPACA, WI 54981**

School District:

**0434 - BERLIN AREA SCHOOL DISTRICT**

Tax Parcel ID Number:Tax District:

**206-00226-0000 206-CITY OF BERLIN**

Status:

**Active**

Alternate Tax Parcel Number:Government Owned:Acres:

**0.0000**

Description - Comments (Please see Documents tab below for related documents. For a complete legal description, see recorded document.):

**ORIGINAL PLAT E 47.5' OF S 50' OF LOT 6, ALSO COM 50' N OF SE COR OF LOT 6: N 16'; W 16.5'; S 16'; E 16.5' TO BEG BLK 22**

Site Address (es): (Site address may not be verified and could be incorrect. DO NOT use the site address in lieu of legal description.)

**115 W CERESCO ST**

## Taxes

1 Lottery credit claimed effective 1/1/2018

### Tax History

\* Click on a Tax Year for detailed payment information.

Tax Year*	Omitted	Tax Bill	Taxes Paid	Taxes Due	Interest	Penalty	Total Payoff
2023	<input type="checkbox"/>	\$508.49	\$0.00	\$508.49	\$0.00	\$0.00	\$508.49
2022	<input type="checkbox"/>	\$426.68	\$0.00	\$426.68	\$51.20	\$25.60	\$503.48
2021	<input type="checkbox"/>	\$2,257.12	\$0.00	\$2,257.12	\$541.71	\$270.86	\$3,069.69
2020	<input type="checkbox"/>	\$854.81	\$0.00	\$854.81	\$307.74	\$153.87	\$1,316.42
2019	<input type="checkbox"/>	\$348.43	\$225.58	\$122.85	\$58.97	\$29.48	\$211.30
2018	<input type="checkbox"/>	\$286.70	\$286.70	\$0.00	\$0.00	\$0.00	\$0.00
2017	<input type="checkbox"/>	\$327.02	\$327.02	\$0.00	\$0.00	\$0.00	\$0.00
2016	<input type="checkbox"/>	\$333.45	\$333.45	\$0.00	\$0.00	\$0.00	\$0.00
2015	<input type="checkbox"/>	\$351.39	\$351.39	\$0.00	\$0.00	\$0.00	\$0.00
2014	<input type="checkbox"/>	\$344.52	\$344.52	\$0.00	\$0.00	\$0.00	\$0.00
2013	<input type="checkbox"/>	\$358.52	\$358.52	\$0.00	\$0.00	\$0.00	\$0.00
2012	<input type="checkbox"/>	\$356.66	\$356.66	\$0.00	\$0.00	\$0.00	\$0.00
2011	<input type="checkbox"/>	\$357.54	\$357.54	\$0.00	\$0.00	\$0.00	\$0.00
2010	<input type="checkbox"/>	\$348.74	\$348.74	\$0.00	\$0.00	\$0.00	\$0.00
2009	<input type="checkbox"/>	\$720.01	\$720.01	\$0.00	\$0.00	\$0.00	\$0.00
2008	<input type="checkbox"/>	\$699.21	\$699.21	\$0.00	\$0.00	\$0.00	\$0.00
2007	<input type="checkbox"/>	\$1,004.29	\$1,004.29	\$0.00	\$0.00	\$0.00	\$0.00
<b>Total</b>							<b>\$5,609.38</b>

Raze Fees from City of Berlin  
will be added to 2024 Tax Bill





Raze

# Green Lake County

Owner (s):

**LUZENSKI, BRITNEY**

Location:

**SE-SE,Sect. 4, T17N,R13E**

Mailing Address:

**BRITNEY LUZENSKI  
151 N PEARL ST  
BERLIN, WI 54923**

School District:

**0434 - BERLIN AREA SCHOOL DISTRICT**

Tax Parcel ID Number:Tax District:

**206-00081-0000 206-CITY OF BERLIN**

Status:

**Active**

Alternate Tax Parcel Number:Government Owned:Acres:

**0.0000**

Description - Comments (Please see Documents tab below for related documents. For a complete legal description, see recorded document.):

**ORIGINAL PLAT N1/2 LOT 1 BLK 9**

Site Address (es): (Site address may not be verified and could be incorrect. DO NOT use the site address in lieu of legal description.)

**151 N PEARL ST**

## Taxes

1 Lottery credit claimed effective 1/1/2018

### Tax History

\* Click on a Tax Year for detailed payment information.

Tax Year*	Omitted	Tax Bill	Taxes Paid	Taxes Due	Interest	Penalty	Total Payoff
2023	<input type="checkbox"/>	\$1,137.01	\$0.00	\$1,137.01	\$0.00	\$0.00	\$1,137.01
2022	<input type="checkbox"/>	\$1,343.54	\$0.00	\$1,343.54	\$161.23	\$80.61	\$1,585.38
2021	<input type="checkbox"/>	\$1,314.68	\$0.00	\$1,314.68	\$315.52	\$157.76	\$1,787.96
2020	<input type="checkbox"/>	\$1,403.98	\$0.00	\$1,403.98	\$505.44	\$252.71	\$2,162.13
2019	<input type="checkbox"/>	\$1,117.21	\$0.00	\$1,117.21	\$536.26	\$268.13	\$1,921.60
2018	<input type="checkbox"/>	\$1,243.98	\$0.00	\$1,243.98	\$746.39	\$373.19	\$2,363.56
2017	<input type="checkbox"/>	\$1,077.95	\$1,077.95	\$0.00	\$0.00	\$0.00	\$0.00
2016	<input type="checkbox"/>	\$1,132.95	\$1,132.95	\$0.00	\$0.00	\$0.00	\$0.00
2015	<input type="checkbox"/>	\$1,159.50	\$1,159.50	\$0.00	\$0.00	\$0.00	\$0.00
2014	<input type="checkbox"/>	\$1,149.33	\$1,149.33	\$0.00	\$0.00	\$0.00	\$0.00
2013	<input type="checkbox"/>	\$1,177.22	\$1,177.22	\$0.00	\$0.00	\$0.00	\$0.00
2012	<input type="checkbox"/>	\$1,151.47	\$1,151.47	\$0.00	\$0.00	\$0.00	\$0.00
2011	<input type="checkbox"/>	\$1,144.16	\$1,144.16	\$0.00	\$0.00	\$0.00	\$0.00
2010	<input type="checkbox"/>	\$1,201.91	\$1,201.91	\$0.00	\$0.00	\$0.00	\$0.00
2009	<input type="checkbox"/>	\$1,241.31	\$1,241.31	\$0.00	\$0.00	\$0.00	\$0.00
2008	<input type="checkbox"/>	\$1,193.85	\$1,193.85	\$0.00	\$0.00	\$0.00	\$0.00
2007	<input type="checkbox"/>	\$1,263.13	\$1,263.13	\$0.00	\$0.00	\$0.00	\$0.00
2006	<input type="checkbox"/>	\$1,266.64	\$1,266.64	\$0.00	\$0.00	\$0.00	\$0.00
Total							\$10,957.64



CITY OF BERLIN 206-00081-0000

[Tax Report](#) [More info](#)

[Permit Report](#) [More info](#)

Zoning: MUN

Acres: 0.00

Estimated Acres: 0.10

Name: BRITNEY LUZENSKI

Description: ORIGINAL PLAT N1/2 LOT 1 BLK 9

Site Address: 151 N PEARL ST

## Green Lake County

Owner (s):

CONN, MARY  
CONN, HAROLD A  
CONN, LEONARD R

**Location:**

**NW-SE, Sect. 13, T17N, R12E**  
**SW-NE, Sect. 13, T17N, R12E**

Mailing Address:

**MARY CONN  
LEONARD R CONN  
7104 W 73RD PL  
CHICAGO, IL 60638**

**School District:**

**0434 - BERLIN AREA SCHOOL DISTRICT**

**Tax Parcel ID Number:Tax District:**

**020-00250-0400      020-TOWN OF SENECA      Active**

Status:

**Active**

Alternate Tax Parcel Number:Government Owned:Acres:

**1.5600**

Description - Comments (Please see Documents tab below for related documents. For a complete legal description, see recorded document.):

**COM IN CEN SEC 13: E 18.7'; S10\*07'E 51'; N52\*E 1030' TO POB: N52\*E 85'; S9\*49'E 886.9' TO RIVER;  
S71\*06'W 80' ALG RIVER N9\*35'W 845.3' TO BEG. TRACT 35**

Site Address (es): (Site address may not be verified and could be incorrect. DO NOT use the site address in lieu of legal description.)

W2635 FOX RIVER SHRS E

## Taxes

0 Lottery credits claimed

## Tax History

\* Click on a Tax Year for detailed payment information.

Tax Year* Omitted	Tax Bill	Taxes Paid	Taxes Due	Interest	Penalty	Total Payoff
2010	1,000	1,000	0	0	0	1,000
2011	1,000	1,000	0	0	0	1,000
2012	1,000	1,000	0	0	0	1,000
2013	1,000	1,000	0	0	0	1,000
2014	1,000	1,000	0	0	0	1,000
2015	1,000	1,000	0	0	0	1,000
2016	1,000	1,000	0	0	0	1,000
2017	1,000	1,000	0	0	0	1,000
2018	1,000	1,000	0	0	0	1,000
2019	1,000	1,000	0	0	0	1,000
2020	1,000	1,000	0	0	0	1,000
2021	1,000	1,000	0	0	0	1,000
2022	1,000	1,000	0	0	0	1,000
2023	1,000	1,000	0	0	0	1,000
2024	1,000	1,000	0	0	0	1,000
2025	1,000	1,000	0	0	0	1,000
2026	1,000	1,000	0	0	0	1,000
2027	1,000	1,000	0	0	0	1,000
2028	1,000	1,000	0	0	0	1,000
2029	1,000	1,000	0	0	0	1,000
2030	1,000	1,000	0	0	0	1,000
2031	1,000	1,000	0	0	0	1,000
2032	1,000	1,000	0	0	0	1,000
2033	1,000	1,000	0	0	0	1,000
2034	1,000	1,000	0	0	0	1,000
2035	1,000	1,000	0	0	0	1,000
2036	1,000	1,000	0	0	0	1,000
2037	1,000	1,000	0	0	0	1,000
2038	1,000	1,000	0	0	0	1,000
2039	1,000	1,000	0	0	0	1,000
2040	1,000	1,000	0	0	0	1,000
2041	1,000	1,000	0	0	0	1,000
2042	1,000	1,000	0	0	0	1,000
2043	1,000	1,000	0	0	0	1,000
2044	1,000	1,000	0	0	0	1,000
2045	1,000	1,000	0	0	0	1,000
2046	1,000	1,000	0	0	0	1,000
2047	1,000	1,000	0	0	0	1,000
2048	1,000	1,000	0	0	0	1,000
2049	1,000	1,000	0	0	0	1,000
2050	1,000	1,000	0	0	0	1,000
2051	1,000	1,000	0	0	0	1,000
2052	1,000	1,000	0	0	0	1,000
2053	1,000	1,000	0	0	0	1,000
2054	1,000	1,000	0	0	0	1,000
2055	1,000	1,000	0	0	0	1,000
2056	1,000	1,000	0	0	0	1,000
2057	1,000	1,000	0	0	0	1,000
2058	1,000	1,000	0	0	0	1,000
2059	1,000	1,000	0	0	0	1,000
2060	1,000	1,000	0	0	0	1,000
2061	1,000	1,000	0	0	0	1,000
2062	1,000	1,000	0	0	0	1,000
2063	1,000	1,000	0	0	0	1,000
2064	1,000	1,000	0	0	0	1,000
2065	1,000	1,000	0	0	0	1,000
2066	1,000	1,000	0</			

2023	<input type="checkbox"/>	\$1,260.54	\$0.00	\$1,260.54	\$0.00	\$0.00	\$1,260.54	
2022	<input type="checkbox"/>	\$1,403.90	\$0.00	\$1,403.90	\$168.47	\$84.23	\$1,656.60	
2021	<input type="checkbox"/>	\$1,363.73	\$0.00	\$1,363.73	\$327.30	\$163.65	\$1,854.68	
2020	<input type="checkbox"/>	\$1,191.17	\$0.00	\$1,191.17	\$428.82	\$214.41	\$1,834.40	
2019	<input type="checkbox"/>	\$1,159.00	\$1,159.00	\$0.00	\$0.00	\$0.00	\$0.00	Owes In Rem Fees
2018	<input type="checkbox"/>	\$1,087.24	\$1,087.24	\$0.00	\$0.00	\$0.00	\$0.00	
2017	<input type="checkbox"/>	\$1,041.47	\$1,041.47	\$0.00	\$0.00	\$0.00	\$0.00	
2016	<input type="checkbox"/>	\$1,122.26	\$1,122.26	\$0.00	\$0.00	\$0.00	\$0.00	
2015	<input type="checkbox"/>	\$1,184.43	\$1,184.43	\$0.00	\$0.00	\$0.00	\$0.00	
2014	<input type="checkbox"/>	\$1,193.14	\$1,193.14	\$0.00	\$0.00	\$0.00	\$0.00	
2013	<input type="checkbox"/>	\$1,225.19	\$1,225.19	\$0.00	\$0.00	\$0.00	\$0.00	
2012	<input type="checkbox"/>	\$1,208.87	\$1,208.87	\$0.00	\$0.00	\$0.00	\$0.00	
2011	<input type="checkbox"/>	\$1,188.01	\$1,188.01	\$0.00	\$0.00	\$0.00	\$0.00	
2010	<input type="checkbox"/>	\$1,173.87	\$1,173.87	\$0.00	\$0.00	\$0.00	\$0.00	
2009	<input type="checkbox"/>	\$1,140.32	\$1,140.32	\$0.00	\$0.00	\$0.00	\$0.00	

**Total**

**\$6,606.22**



020002500101

020002500100

020002502000

020002500400

020002500400

020002500600

0700

W2606

W2613

W2624

TOWN OF SENECA 020-00250-0400

Tax Report.	<a href="#">More info</a>
Permit Report.	<a href="#">More info</a>
Zoning	UNZ
Acres	1.56
Estimated Acres	1.59
Name	MARY CONN. LEONARD R. CONN
Descr	COMM IN CFN SEC 13 F 18 7

W2639

W2643

657



# Green Lake County

Owner (s):

**SKOTTET, ARNOLD E & BETTY L**

Location:

**NW-NW,Sect. 30, T16N,R12E**

Mailing Address:

**ARNOLD E & BETTY L SKOTTET  
PO BOX 25  
WOODSTOCK, VT 05091**

School District:

**4606 - PRINCETON SCHOOL DISTRICT**

Tax Parcel ID Number:Tax District:

**016-01465-0000 016-TOWN OF PRINCETON**

Status:

**Active**

Alternate Tax Parcel Number:Government Owned:Acres:

**0.4900**

Description - Comments (Please see Documents tab below for related documents. For a complete legal description, see recorded document.):

**LYNNWOOD ESTATES LOT 3 BLK A**

Site Address (es): (Site address may not be verified and could be incorrect. DO NOT use the site address in lieu of legal description.)

## Taxes

0 Lottery credits claimed

### Tax History

\* Click on a Tax Year for detailed payment information.

#### Tax Year\* Omitted Tax Bill Taxes Paid Taxes Due Interest Penalty Total Payoff

2023	<input checked="" type="checkbox"/>	\$223.08	\$0.00	\$223.08	\$0.00	\$0.00	\$223.08
2022	<input checked="" type="checkbox"/>	\$208.84	\$0.00	\$208.84	\$25.06	\$12.53	\$246.43
2021	<input checked="" type="checkbox"/>	\$209.26	\$0.00	\$209.26	\$50.22	\$25.11	\$284.59
2020	<input checked="" type="checkbox"/>	\$198.33	\$0.00	\$198.33	\$71.40	\$35.70	\$305.43
2019	<input checked="" type="checkbox"/>	\$189.82	\$0.00	\$189.82	\$91.11	\$45.56	\$326.49
2018	<input checked="" type="checkbox"/>	\$177.35	\$0.00	\$177.35	\$106.41	\$53.21	\$336.97
2017	<input checked="" type="checkbox"/>	\$183.73	\$183.73	\$0.00	\$0.00	\$0.00	\$0.00
2016	<input checked="" type="checkbox"/>	\$185.69	\$185.69	\$0.00	\$0.00	\$0.00	\$0.00
2015	<input checked="" type="checkbox"/>	\$199.63	\$199.63	\$0.00	\$0.00	\$0.00	\$0.00
2014	<input checked="" type="checkbox"/>	\$190.66	\$190.66	\$0.00	\$0.00	\$0.00	\$0.00
2013	<input checked="" type="checkbox"/>	\$224.70	\$224.70	\$0.00	\$0.00	\$0.00	\$0.00
2012	<input checked="" type="checkbox"/>	\$214.15	\$214.15	\$0.00	\$0.00	\$0.00	\$0.00
2011	<input checked="" type="checkbox"/>	\$213.76	\$213.76	\$0.00	\$0.00	\$0.00	\$0.00
2010	<input checked="" type="checkbox"/>	\$210.52	\$210.52	\$0.00	\$0.00	\$0.00	\$0.00
2009	<input type="checkbox"/>	\$197.03	\$197.03	\$0.00	\$0.00	\$0.00	\$0.00
2008	<input type="checkbox"/>	\$195.52	\$195.52	\$0.00	\$0.00	\$0.00	\$0.00
2007	<input type="checkbox"/>	\$177.24	\$177.24	\$0.00	\$0.00	\$0.00	\$0.00
2006	<input type="checkbox"/>	\$183.28	\$183.28	\$0.00	\$0.00	\$0.00	\$0.00
2005	<input type="checkbox"/>	\$100.00	\$100.00	\$0.00	\$0.00	\$0.00	\$0.00

**Total**

**\$1,722.99**



TOWN OF PRINCETON 016-01465-0000

Tax Report:	<a href="#">More info</a>
Permit Report:	<a href="#">More info</a>
Zoning:	UNZ
Acres:	0.49
Estimated Acres:	0.49
Name:	ARNOLD E & BETTY L SKOTTET
Desc:	LYNNWOOD ESTATES LOT 3 BLK A
Site Address:	

# Green Lake County

Owner (s):

**RYBURN, SCOTT R**

Location:

**NW-NE,Sect. 33, T16N,R11E**

Mailing Address:

**SCOTT R RYBURN  
29153 E 800 NORTH RD  
ELLSWORTH, IL 61737**

School District:

**4606 - PRINCETON SCHOOL DISTRICT**

Tax Parcel ID Number:Tax District:

**016-00752-0101 016-TOWN OF PRINCETON**

Status:

**Active**

Alternate Tax Parcel Number:Government Owned:Acres:

**0.2290**

Description - Comments (Please see Documents tab below for related documents. For a complete legal description, see recorded document.):

**COM 194' W & N14\*E 150' OF THE SW COR CSM 706; THENCE N14\*E 95'; E'LY 97'; S14\*W 85'; W97' TO  
POB. SEC 33. INCL ROW & COM NW COR SAID PROPERTY; THENCE N'LY 35'; E'LY 72'; S'LY 25'; W'LY TO  
POB INCL ROW AS DESC V473 P398; EXC LANDS DESC IN DOC#389475**

Site Address (es): (Site address may not be verified and could be incorrect. DO NOT use the site address in lieu of legal description.)

**N5507 MARSH LN**

## Taxes

0 Lottery credits claimed

### Tax History

\* Click on a Tax Year for detailed payment information.

Tax Year*	Omitted	Tax Bill	Taxes Paid	Taxes Due	Interest	Penalty	Total Payoff
2023	<input type="checkbox"/>	\$635.04	\$0.00	\$635.04	\$0.00	\$0.00	\$635.04
2022	<input type="checkbox"/>	\$585.20	\$0.00	\$585.20	\$70.22	\$35.11	\$690.53
2021	<input type="checkbox"/>	\$578.74	\$0.00	\$578.74	\$138.90	\$69.45	\$787.09
2020	<input type="checkbox"/>	\$549.04	\$0.00	\$549.04	\$197.65	\$98.83	\$845.52
2019	<input type="checkbox"/>	\$523.09	\$261.55	\$261.54	\$125.54	\$62.77	\$449.85
2018	<input type="checkbox"/>	\$486.52	\$486.52	\$0.00	\$0.00	\$0.00	\$0.00
2017	<input type="checkbox"/>	\$500.98	\$500.98	\$0.00	\$0.00	\$0.00	\$0.00
2016	<input type="checkbox"/>	\$508.41	\$508.41	\$0.00	\$0.00	\$0.00	\$0.00

**Total**

**\$3,408.03**

***If taxes are 3 years or more delinquent, please contact the Treasurer's Office at (920) 294-4018 for additional fees due. An additional fee is charged when paying your property taxes online.***

Interest and penalty on delinquent taxes are calculated to **January 31, 2024.**

## Assessments

## Addresses



(1 of 3)

TOWN OF PRINCETON 016-00752-0101

Tax Report: [More info](#)

Permit Report: [More info](#)

Zoning: UNZ

Acres: 0.23

Estimated Acres: 0.25

Name: SCOTT R RYBURN

Desc: COM 194' W & N14°E 150' OF THE SW COR CSM 706; THENCE N14°E95'; ELY 97'; S14°W 85'; W97' TO POB. SEC 33. INCL ROW & COM NW COR SAID PROPERTY; THENCE N'LY 35'; ELY 72'; SLY 25'; W'LY TO POB INCL ROW AS DESC V473 P398;

Zoom to

016007520101

N5507

N5503

016007520202

016007550100

N5498

016007550000

016007560200

N5499

## Green Lake County

Owner (s):  
**SKIBA, DAVID M**

Location:  
**SE-NW, Sect. 9, T14N, R13E**

**Mailing Address:**  
**DAVID M SKIBA**  
**W1565 COUNTY ROAD S**  
**MARKESAN, WI 53946**

School District:  
**3325 - MARKESAN SCHOOL DISTRICT**

**Tax Parcel ID Number:** **010-00159-0000** **Tax District:** **010-TOWN OF MACKFORD** **Status:** **Active**

Alternate Tax Parcel Number:Government Owned:Acres:  
**0.3200**

Description - Comments (Please see Documents tab below for related documents. For a complete legal description, see recorded document.):  
**COM AT A PT 10R N & 22R E OF THE SW COR OF THE SE1/4 OF THE NW1/4 SEC 9: RUN E 84.5'; S 10R; W 84.5'; N 10R TO BEG**

Site Address (es): *(Site address may not be verified and could be incorrect. DO NOT use the site address in lieu of legal description.)*  
**W1565 COUNTY ROAD S**

## Taxes

1 Lottery credit claimed effective 1/1/2018

## Tax History

**\* Click on a Tax Year for detailed payment information.**

Tax Year*	Omitted	Tax Bill	Taxes Paid	Taxes Due	Interest	Penalty	Total Payoff
2023	<input type="checkbox"/>	\$657.51	\$0.00	\$657.51	\$0.00	\$0.00	\$657.51
2022	<input type="checkbox"/>	\$623.21	\$0.00	\$623.21	\$74.79	\$37.39	\$735.39
2021	<input type="checkbox"/>	\$665.79	\$0.00	\$665.79	\$159.79	\$79.89	\$905.47
2020	<input type="checkbox"/>	\$674.10	\$0.00	\$674.10	\$242.68	\$121.34	\$1,038.12
2019	<input type="checkbox"/>	\$645.93	\$238.86	\$407.07	\$195.39	\$97.70	\$700.16
2018	<input type="checkbox"/>	\$665.89	\$665.89	\$0.00	\$0.00	\$0.00	\$0.00
2017	<input type="checkbox"/>	\$738.46	\$738.46	\$0.00	\$0.00	\$0.00	\$0.00
2016	<input type="checkbox"/>	\$765.92	\$765.92	\$0.00	\$0.00	\$0.00	\$0.00
2015	<input type="checkbox"/>	\$798.96	\$798.96	\$0.00	\$0.00	\$0.00	\$0.00
2014	<input type="checkbox"/>	\$755.10	\$755.10	\$0.00	\$0.00	\$0.00	\$0.00
2013	<input type="checkbox"/>	\$821.03	\$821.03	\$0.00	\$0.00	\$0.00	\$0.00
2012	<input type="checkbox"/>	\$1,031.77	\$1,031.77	\$0.00	\$0.00	\$0.00	\$0.00
2011	<input type="checkbox"/>	\$933.99	\$933.99	\$0.00	\$0.00	\$0.00	\$0.00
2010	<input type="checkbox"/>	\$902.98	\$902.98	\$0.00	\$0.00	\$0.00	\$0.00
2009	<input type="checkbox"/>	\$417.70	\$417.70	\$0.00	\$0.00	\$0.00	\$0.00
2008	<input type="checkbox"/>	\$429.57	\$429.57	\$0.00	\$0.00	\$0.00	\$0.00
2007	<input type="checkbox"/>	\$423.22	\$423.22	\$0.00	\$0.00	\$0.00	\$0.00
Total							\$4,036.65



TOWN OF MACKFORD 010-00159-0000

Tax Report: [More info](#)

Permit Report: [More info](#)

Zoning: R1

Acres: 0.32

Estimated Acres: 0.25

Name: DAVID M SKIBA

Desc: COM AT A PT 10R N & 22R E OF THE SW COR OF THE SE 1/4 OF THE NW 1/4 OF SEC 10, T1N 10R E, R1E 1E

# Green Lake County

Owner (s):

**TAMSEN II, ROGER**

Location:

**NW-SW,Sect. 35, T16N,R12E**

Mailing Address:

**ROGER TAMSEN II  
3625 E SQUIRE AVE  
CUDAHY, WI 53110**

School District:

**2310 - GREEN LAKE SCHOOL DISTRICT**

Tax Parcel ID Number:Tax District:

**004-01631-0000 004-TOWN OF BROOKLYN**

Status:

**Active**

Alternate Tax Parcel Number:Government Owned:Acres:

**0.8200**

Description - Comments (Please see Documents tab below for related documents. For a complete legal description, see recorded document.):

**NORWEGIAN OAKS PLAT LOT 9**

Site Address (es): (Site address may not be verified and could be incorrect. DO NOT use the site address in lieu of legal description.)

## Taxes

0 Lottery credits claimed

### Tax History

\* Click on a Tax Year for detailed payment information.

Tax Year*	Omitted	Tax Bill	Taxes Paid	Taxes Due	Interest	Penalty	Total Payoff
2023	<input type="checkbox"/>	\$773.29	\$0.00	\$773.29	\$0.00	\$0.00	\$773.29
2022	<input type="checkbox"/>	\$722.96	\$0.00	\$722.96	\$86.76	\$43.38	\$853.10
2021	<input type="checkbox"/>	\$764.64	\$0.00	\$764.64	\$183.51	\$91.76	\$1,039.91
2020	<input type="checkbox"/>	\$684.99	\$0.00	\$684.99	\$246.60	\$123.30	\$1,054.89
2019	<input type="checkbox"/>	\$676.93	\$0.00	\$676.93	\$324.93	\$162.46	\$1,164.32
2018	<input type="checkbox"/>	\$672.33	\$0.00	\$672.33	\$403.40	\$201.70	\$1,277.43
2017	<input type="checkbox"/>	\$658.01	\$658.01	\$0.00	\$0.00	\$0.00	\$0.00
2016	<input type="checkbox"/>	\$667.29	\$667.29	\$0.00	\$0.00	\$0.00	\$0.00
2015	<input type="checkbox"/>	\$649.64	\$649.64	\$0.00	\$0.00	\$0.00	\$0.00
2014	<input type="checkbox"/>	\$683.62	\$683.62	\$0.00	\$0.00	\$0.00	\$0.00
2013	<input type="checkbox"/>	\$712.04	\$712.04	\$0.00	\$0.00	\$0.00	\$0.00
2012	<input type="checkbox"/>	\$702.10	\$702.10	\$0.00	\$0.00	\$0.00	\$0.00
2011	<input type="checkbox"/>	\$664.57	\$664.57	\$0.00	\$0.00	\$0.00	\$0.00
2010	<input type="checkbox"/>	\$689.17	\$689.17	\$0.00	\$0.00	\$0.00	\$0.00
2009	<input type="checkbox"/>	\$652.51	\$652.51	\$0.00	\$0.00	\$0.00	\$0.00
2008	<input type="checkbox"/>	\$610.82	\$610.82	\$0.00	\$0.00	\$0.00	\$0.00
2007	<input type="checkbox"/>	\$351.42	\$351.42	\$0.00	\$0.00	\$0.00	\$0.00
2006	<input type="checkbox"/>	\$344.76	\$344.76	\$0.00	\$0.00	\$0.00	\$0.00
2005	<input type="checkbox"/>	\$418.73	\$418.73	\$0.00	\$0.00	\$0.00	\$0.00

**Total**

**\$6,162.94**



TOWN OF BROOKLYN 004-01631-000

Tax Report: [More info](#)

Permit Report: [More info](#)

Zoning: R1

Acres: 0.82

Estimated Acres: 0.82

Name: ROGER TAMSEN II

Desc: NORWEGIAN OAKS PL LOT 9

1



# Green Lake County

Owner (s):

**WALLENFANG REV INTERVIVOS TRUST,  
NOLAN FRANCIS**

Location:

**SE-SE,Sect. 15, T16N,R13E**

Mailing Address:

**NOLAN FRANCIS WALLENFANG REV  
INTERVIVOS TRUST  
W963 STATE ROAD 23/49  
GREEN LAKE, WI 54941**

School District:

**2310 - GREEN LAKE SCHOOL DISTRICT**

Tax Parcel ID Number: Tax District:

**004-00320-0310 004-TOWN OF BROOKLYN Active**

Status:

Alternate Tax Parcel Number: Government Owned: Acres:

**3.0000**

Description - Comments (Please see Documents tab below for related documents. For a complete legal description, see recorded document.):

**LOT 1 CERTIFIED SURVEY MAP 3652**

Site Address (es): (Site address may not be verified and could be incorrect. DO NOT use the site address in lieu of legal description.)

## Taxes

0 Lottery credits claimed

### Tax History

\* Click on a Tax Year for detailed payment information.

Tax Year*	Omitted	Tax Bill	Taxes Paid	Taxes Due	Interest	Penalty	Total Payoff
2023	<input type="checkbox"/>	\$447.91	\$0.00	\$447.91	\$0.00	\$0.00	\$447.91
2022	<input type="checkbox"/>	\$419.26	\$0.00	\$419.26	\$50.31	\$25.16	\$494.73
2021	<input type="checkbox"/>	\$442.35	\$0.00	\$442.35	\$106.16	\$53.08	\$601.59
2020	<input type="checkbox"/>	\$401.37	\$7.96	\$393.41	\$141.63	\$70.81	\$605.85
2019	<input type="checkbox"/>	\$396.33	\$396.33	\$0.00	\$0.00	\$0.00	\$0.00
Total							\$2,150.08

***If taxes are 3 years or more delinquent, please contact the Treasurer's Office at (920) 294-4018 for additional fees due. An additional fee is charged when paying your property taxes online.***

Interest and penalty on delinquent taxes are calculated to **January 31, 2024.**

## Assessments

## Addresses

## Attachments

## Districts



TOWN OF BROOKLYN 004-00320-0310

Tax Report:	<a href="#">More info</a>
Permit Report:	<a href="#">More info</a>
Zoning:	R4
Acres:	3.00
Estimated Acres:	3.37
Name:	NOLAN FRANCIS WALLENFANG REV INTERVIVOS TRUST
Desc:	LOT 1 CERTIFIED SURVEY MAP

# Green Lake County

Owner (s):

**DIBBLE, SHANE**

Location:

**NW-NE,Sect. 11, T17N,R13E**

Mailing Address:

**SHANE DIBBLE  
326 SACRAMENTO ST  
BERLIN, WI 54923**

School District:

**0434 - BERLIN AREA SCHOOL DISTRICT**

Tax Parcel ID Number:Tax District:

**002-00149-0100 002-TOWN OF BERLIN**

Status:

**Active**

Alternate Tax Parcel Number:Government Owned:Acres:

**5.0000**

Description - Comments (Please see Documents tab below for related documents. For a complete legal description, see recorded document.):

**LOT 1 CERTIFIED SURVEY MAP 3216 V17**

Site Address (es): (Site address may not be verified and could be incorrect. DO NOT use the site address in lieu of legal description.)

## Taxes

0 Lottery credits claimed

### Tax History

\* Click on a Tax Year for detailed payment information.

Tax Year*	Omitted	Tax Bill	Taxes Paid	Taxes Due	Interest	Penalty	Total Payoff
2023	<input type="checkbox"/>	\$238.24	\$0.00	\$238.24	\$0.00	\$0.00	\$238.24
2022	<input type="checkbox"/>	\$286.43	\$0.00	\$286.43	\$34.37	\$17.19	\$337.99
2021	<input type="checkbox"/>	\$291.30	\$0.00	\$291.30	\$69.91	\$34.96	\$396.17
2020	<input type="checkbox"/>	\$265.28	\$0.00	\$265.28	\$95.50	\$47.75	\$408.53
2019	<input type="checkbox"/>	\$255.50	\$0.00	\$255.50	\$122.64	\$61.32	\$439.46
2018	<input type="checkbox"/>	\$242.76	\$242.76	\$0.00	\$0.00	\$0.00	\$0.00
2017	<input type="checkbox"/>	\$228.42	\$228.42	\$0.00	\$0.00	\$0.00	\$0.00
2016	<input type="checkbox"/>	\$158.57	\$158.57	\$0.00	\$0.00	\$0.00	\$0.00
2015	<input type="checkbox"/>	\$165.59	\$165.59	\$0.00	\$0.00	\$0.00	\$0.00
2014	<input type="checkbox"/>	\$166.36	\$166.36	\$0.00	\$0.00	\$0.00	\$0.00
2013	<input type="checkbox"/>	\$170.93	\$170.93	\$0.00	\$0.00	\$0.00	\$0.00
2012	<input type="checkbox"/>	\$176.51	\$176.51	\$0.00	\$0.00	\$0.00	\$0.00
2011	<input type="checkbox"/>	\$167.69	\$167.69	\$0.00	\$0.00	\$0.00	\$0.00
2010	<input type="checkbox"/>	\$163.18	\$163.18	\$0.00	\$0.00	\$0.00	\$0.00
2009	<input type="checkbox"/>	\$161.20	\$161.20	\$0.00	\$0.00	\$0.00	\$0.00

**Total**

**\$1,820.39**

***If taxes are 3 years or more delinquent, please contact the Treasurer's Office at (920) 294-4018 for additional fees due. An additional fee is charged when paying your property taxes online.***





TOWN OF BERLIN 002-00149-0100

Tax Report: [More info](#)

Permit Report: [More info](#)

Zoning: A1

Acres: 5.00

Estimated Acres: 5.00

Name: SHANE DIBBLE

Desc: LOT 1 CERTIFIED SURVEY  
MAP 32'16 V17

# Green Lake County

Owner (s):

DAVIS SR, LEONARD H

Location:

SE-SW,Sect. 4, T17N,R13E

Mailing Address:

LEONARD H DAVIS SR

105A W 8TH AVE

OSHKOSH, WI 54902-5049

School District:

0434 - BERLIN AREA SCHOOL DISTRICT

Tax Parcel ID Number:Tax District:

206-01535-0000 206-CITY OF BERLIN

Status:

Active

Alternate Tax Parcel Number:Government Owned:Acres:

0.0000

Description - Comments (Please see Documents tab below for related documents. For a complete legal description, see recorded document.):

**TURNERS ADD THE E1/2 OF THE SE1/4 OF WOODWORTH BLK**

Site Address (es): (Site address may not be verified and could be incorrect. DO NOT use the site address in lieu of legal description.)

## Taxes

0 Lottery credits claimed

### Tax History

\* Click on a Tax Year for detailed payment information.

Tax Year*	Omitted	Tax Bill	Taxes Paid	Taxes Due	Interest	Penalty	Total Payoff
2023	<input type="checkbox"/>	\$353.84	\$0.00	\$353.84	\$0.00	\$0.00	\$353.84
2022	<input type="checkbox"/>	\$393.12	\$0.00	\$393.12	\$47.17	\$23.59	\$463.88
2021	<input type="checkbox"/>	\$364.41	\$0.00	\$364.41	\$87.46	\$43.73	\$495.60
2020	<input type="checkbox"/>	\$344.50	\$0.00	\$344.50	\$124.02	\$62.01	\$530.53
2019	<input type="checkbox"/>	\$337.90	\$0.00	\$337.90	\$162.19	\$81.09	\$581.18
2018	<input type="checkbox"/>	\$316.34	\$0.00	\$316.34	\$189.80	\$94.91	\$601.05
2017	<input type="checkbox"/>	\$268.02	\$0.00	\$268.02	\$192.97	\$96.49	\$557.48
2016	<input type="checkbox"/>	\$370.07	\$0.00	\$370.07	\$310.86	\$155.43	\$836.36
2015	<input type="checkbox"/>	\$10,995.91	\$0.00	\$10,995.91	\$10,556.08	\$5,278.04	\$26,830.03
2014	<input type="checkbox"/>	\$1,002.81	\$112.76	\$890.05	\$961.25	\$480.63	\$2,331.93
2013	<input type="checkbox"/>	\$812.64	\$812.64	\$0.00	\$0.00	\$0.00	\$0.00
2012	<input type="checkbox"/>	\$784.49	\$784.49	\$0.00	\$0.00	\$0.00	\$0.00
2011	<input type="checkbox"/>	\$1,145.92	\$1,145.92	\$0.00	\$0.00	\$0.00	\$0.00
2010	<input type="checkbox"/>	\$1,126.49	\$1,126.49	\$0.00	\$0.00	\$0.00	\$0.00
2009	<input type="checkbox"/>	\$2,049.21	\$2,049.21	\$0.00	\$0.00	\$0.00	\$0.00
2008	<input type="checkbox"/>	\$1,842.20	\$1,842.20	\$0.00	\$0.00	\$0.00	\$0.00
2007	<input type="checkbox"/>	\$1,701.76	\$1,701.76	\$0.00	\$0.00	\$0.00	\$0.00
2006	<input type="checkbox"/>	\$1,826.81	\$1,826.81	\$0.00	\$0.00	\$0.00	\$0.00
2005	<input type="checkbox"/>	\$1,403.59	\$1,403.59	\$0.00	\$0.00	\$0.00	\$0.00

**Total**

**\$33,581.88**

53600000

206015350000

Tax Report:

Permit Report:

Zoning:

Acres:

Estimated Acres:

Name:

Desc:

Site Address:

[More info](#)

[More info](#)

MUN

0.00

0.19

LEONARD H DAVIS SR

TURNERS ADD THE E1/2 OF THE SE1/4 OF WOODWORTH BLK

Zoom to

...

North Washington Street

128

Broadway Streets

CITY OF BERLIN 206-01535-0000

# Green Lake County

Owner (s):

**RESOP, JOSEPH J**

**Location:**

NW-NE, Sect. 9, T17N, R13E

Mailing Address:

**JOSEPH J RESOP**

**264 N CAPRON ST**

BERLIN, WI 54923

**School District:**

**0434 - BERLIN AREA SCHOOL DISTRICT**

**Tax Parcel ID Number:** **Tax District:**

**Status:**

**206-01627-0100      206-CITY OF BERLIN      Active**

Alternate Tax Parcel Number:Government Owned:Acres:

0.1900

Description - Comments (Please see Documents tab below for related documents. For a complete legal description, see recorded document.):

**VAN HORNS ADD LOT 1 CERTIFIED SURVEY MAP 2363 V11 (RES LOTS 1 & 3 CSM 556)**

Site Address (es): *(Site address may not be verified and could be incorrect. DO NOT use the site address in lieu of legal description.)*

## Taxes

0 Lottery credits claimed

## Tax History

\* Click on a Tax Year for detailed payment information.


Tax Year*	Omitted Tax	Bill Taxes Paid	Taxes Due	Interest Penalty	Total Payoff
2010	0.00	0.00	0.00	0.00	0.00
2011	0.00	0.00	0.00	0.00	0.00
2012	0.00	0.00	0.00	0.00	0.00
2013	0.00	0.00	0.00	0.00	0.00
2014	0.00	0.00	0.00	0.00	0.00
2015	0.00	0.00	0.00	0.00	0.00
2016	0.00	0.00	0.00	0.00	0.00
2017	0.00	0.00	0.00	0.00	0.00
2018	0.00	0.00	0.00	0.00	0.00
2019	0.00	0.00	0.00	0.00	0.00
2020	0.00	0.00	0.00	0.00	0.00
2021	0.00	0.00	0.00	0.00	0.00
2022	0.00	0.00	0.00	0.00	0.00
2023	0.00	0.00	0.00	0.00	0.00
2024	0.00	0.00	0.00	0.00	0.00
2025	0.00	0.00	0.00	0.00	0.00
2026	0.00	0.00	0.00	0.00	0.00
2027	0.00	0.00	0.00	0.00	0.00
2028	0.00	0.00	0.00	0.00	0.00
2029	0.00	0.00	0.00	0.00	0.00
2030	0.00	0.00	0.00	0.00	0.00
2031	0.00	0.00	0.00	0.00	0.00
2032	0.00	0.00	0.00	0.00	0.00
2033	0.00	0.00	0.00	0.00	0.00
2034	0.00	0.00	0.00	0.00	0.00
2035	0.00	0.00	0.00	0.00	0.00
2036	0.00	0.00	0.00	0.00	0.00
2037	0.00	0.00	0.00	0.00	0.00
2038	0.00	0.00	0.00	0.00	0.00
2039	0.00	0.00	0.00	0.00	0.00
2040	0.00	0.00	0.00	0.00	0.00
2041	0.00	0.00	0.00	0.00	0.00
2042	0.00	0.00	0.00	0.00	0.00
2043	0.00	0.00	0.00	0.00	0.00
2044	0.00	0.00	0.00	0.00	0.00
2045	0.00	0.00	0.00	0.00	0.00
2046	0.00	0.00	0.00	0.00	0.00
2047	0.00	0.00	0.00	0.00	0.00
2048	0.00	0.00	0.00	0.00	0.00
2049	0.00	0.00	0.00	0.00	0.00
2050	0.00	0.00	0.00	0.00	0.00
2051	0.00	0.00	0.00	0.00	0.00
2052	0.00	0.00	0.00	0.00	0.00
2053	0.00	0.00	0.00	0.00	0.00
2054	0.00	0.00	0.00	0.00	0.00
2055	0.00	0.00	0.00	0.00	0.00
2056	0.00	0.00	0.00	0.00	0.00
2057	0.00	0.00	0.00	0.00	0.00
2058	0.00	0.00	0.00	0.00	0.00
2059	0.00	0.00	0.00	0.00	0.00
2060	0.00	0.00	0.00	0.00	0.00
2061	0.00	0.00	0.00	0.00	0.00
2062	0.00	0.00	0.00	0.00	0.00
2063	0.00	0.00	0.00	0.00	0.00
2064	0.00	0.00	0.00	0.00	0.00
2065	0.00	0.00	0.00	0.00	0.00
2066	0.00	0.00	0.00	0.00	0.00
2067	0.00	0.00	0.00	0.00	0.00
2068	0.00	0.00	0.00	0.00	0.00
2069	0.00	0.00	0.00	0.00	0.00

2023	<input checked="" type="checkbox"/>	\$296.42	\$0.00	\$296.42	\$0.00	\$0.00	\$296.42	
2022	<input checked="" type="checkbox"/>	\$333.65	\$0.00	\$333.65	\$40.04	\$20.02	\$393.71	
2021	<input checked="" type="checkbox"/>	\$306.47	\$0.00	\$306.47	\$73.55	\$36.78	\$416.80	
2020	<input checked="" type="checkbox"/>	\$288.68	\$288.68	\$0.00	\$0.00	\$0.00	\$0.00	Owes In Rem Fees
2019	<input checked="" type="checkbox"/>	\$278.56	\$278.56	\$0.00	\$0.00	\$0.00	\$0.00	
2018	<input checked="" type="checkbox"/>	\$261.63	\$261.63	\$0.00	\$0.00	\$0.00	\$0.00	
2017	<input checked="" type="checkbox"/>	\$254.17	\$254.17	\$0.00	\$0.00	\$0.00	\$0.00	
2016	<input checked="" type="checkbox"/>	\$270.60	\$270.60	\$0.00	\$0.00	\$0.00	\$0.00	
2015	<input checked="" type="checkbox"/>	\$273.52	\$273.52	\$0.00	\$0.00	\$0.00	\$0.00	
2014	<input checked="" type="checkbox"/>	\$272.41	\$272.41	\$0.00	\$0.00	\$0.00	\$0.00	
2013	<input checked="" type="checkbox"/>	\$277.09	\$277.09	\$0.00	\$0.00	\$0.00	\$0.00	
2012	<input checked="" type="checkbox"/>	\$269.02	\$269.02	\$0.00	\$0.00	\$0.00	\$0.00	
2011	<input checked="" type="checkbox"/>	\$266.23	\$266.23	\$0.00	\$0.00	\$0.00	\$0.00	
2010	<input checked="" type="checkbox"/>	\$260.33	\$260.33	\$0.00	\$0.00	\$0.00	\$0.00	
2009	<input checked="" type="checkbox"/>	\$246.56	\$246.56	\$0.00	\$0.00	\$0.00	\$0.00	
2008	<input checked="" type="checkbox"/>	\$231.23	\$231.23	\$0.00	\$0.00	\$0.00	\$0.00	
2007	<input checked="" type="checkbox"/>	\$237.87	\$237.87	\$0.00	\$0.00	\$0.00	\$0.00	
2006	<input checked="" type="checkbox"/>	\$238.55	\$238.55	\$0.00	\$0.00	\$0.00	\$0.00	
2005	<input checked="" type="checkbox"/>	\$244.53	\$244.53	\$0.00	\$0.00	\$0.00	\$0.00	

**Total**

**\$1,106.93**





**CITY OF BERLIN 206-01627-0100**

Tax Report: [More info](#)

Permit Report: [More info](#)

Zoning: MUN

Acres: 0.19

Estimated Acres: 0.17

Name: JOSEPH J RESOP

Desc: VAN HORNS ADD LOT 1  
CERTIFIED SURVEY MAP  
V11 (RES LOTS 1 & 3 CSN)

Site Address:

[Zoom to](#)

# Green Lake County

Owner (s):

**MOSOLF, RONALD A  
MOSOLF, ROBERT L**

Location:

**NW-SW, Sect. 18, T16N, R12E**

Mailing Address:

**ROBERT L MOSOLF  
RONALD A MOSOLF  
330 N FULTON ST LOT 12  
PRINCETON, WI 54968**

School District:

**4606 - PRINCETON SCHOOL DISTRICT**

Tax Parcel ID Number: Tax District:

**271-00531-0000 271-CITY OF PRINCETON**

Status:

**Active**

Alternate Tax Parcel Number: Government Owned: Acres:

**0.0000**

Description - Comments (Please see Documents tab below for related documents. For a complete legal description, see recorded document.):

**COM IN CEN CLINTON ST N30.5°E 397.64' FROM S LN N1/2 FRACT LOT 3: E'LY 175'; N 78°W TO RIVER;  
UP RIVER 138'; S78°E 14.15CH TO HWY; N30.5°E 109.88' TO BEG SEC 18 LIFE ESTATE LESLIE MOSOLF JR**

Site Address (es): (Site address may not be verified and could be incorrect. DO NOT use the site address in lieu of legal description.)

**435 N CLINTON ST**

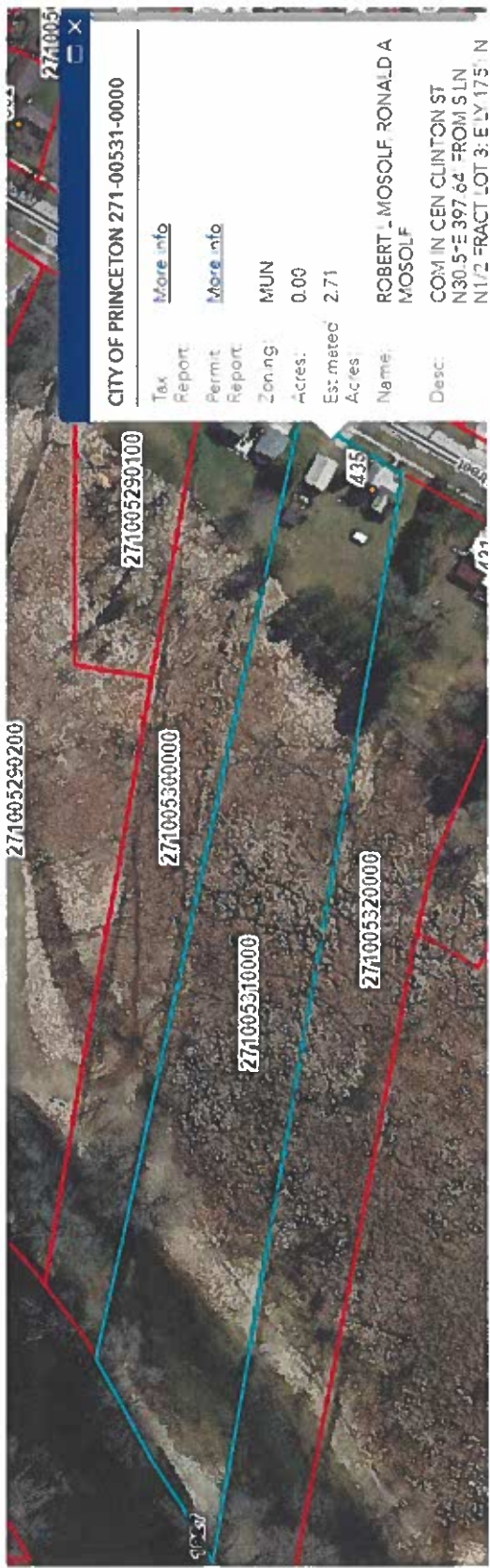
## Taxes

1 Lottery credit claimed effective 1/1/2018

### Tax History

\* Click on a Tax Year for detailed payment information.

Tax Year*	Omitted	Tax Bill	Taxes Paid	Taxes Due	Interest	Penalty	Total Payoff	
2023	<input type="checkbox"/>	\$1,248.03	\$0.00	\$1,248.03	\$0.00	\$0.00	\$1,248.03	
2022	<input type="checkbox"/>	\$1,137.99	\$0.00	\$1,137.99	\$136.56	\$68.28	\$1,342.83	
2021	<input type="checkbox"/>	\$1,219.93	\$0.00	\$1,219.93	\$292.78	\$146.39	\$1,659.10	
2020	<input type="checkbox"/>	\$1,278.43	\$1,278.43	\$0.00	\$0.00	\$0.00	\$0.00	
2019	<input type="checkbox"/>	\$1,186.13	\$1,186.13	\$0.00	\$0.00	\$0.00	\$0.00	Owes In Rem Fees
2018	<input type="checkbox"/>	\$1,128.09	\$1,128.09	\$0.00	\$0.00	\$0.00	\$0.00	
2017	<input type="checkbox"/>	\$1,179.72	\$1,179.72	\$0.00	\$0.00	\$0.00	\$0.00	
2016	<input type="checkbox"/>	\$1,219.84	\$1,219.84	\$0.00	\$0.00	\$0.00	\$0.00	
2015	<input type="checkbox"/>	\$1,307.30	\$1,307.30	\$0.00	\$0.00	\$0.00	\$0.00	
2014	<input type="checkbox"/>	\$1,226.35	\$1,226.35	\$0.00	\$0.00	\$0.00	\$0.00	
2013	<input type="checkbox"/>	\$1,224.20	\$1,224.20	\$0.00	\$0.00	\$0.00	\$0.00	
2012	<input type="checkbox"/>	\$1,296.24	\$1,296.24	\$0.00	\$0.00	\$0.00	\$0.00	
2011	<input type="checkbox"/>	\$1,236.01	\$1,236.01	\$0.00	\$0.00	\$0.00	\$0.00	
2010	<input type="checkbox"/>	\$1,257.61	\$1,257.61	\$0.00	\$0.00	\$0.00	\$0.00	
2009		\$1,295.57	\$1,295.57	\$0.00	\$0.00	\$0.00	\$0.00	
2008		\$1,304.50	\$1,304.50	\$0.00	\$0.00	\$0.00	\$0.00	
<b>Total</b>							<b>\$4,249.96</b>	



CITY OF PRINCETON 271-00531-0000

Tax Report	<a href="#">More info</a>
Permit Report	<a href="#">More info</a>
Zoning	MUN
Acres	0.00
Estimated Acres	2.71
Name	ROBERT L MOSOLF RONALD A MOSOLF
Desc	COM IN CEN CLINTON ST N30.5°E 397.64' FROM SLN N1/2 FRACT LOT 3: ELY 175' N

# Green Lake County, Wisconsin

<b>ARPA FUND DASHBOARD:</b> <b><u>Awarded \$3,673,629.00</u></b>					Received: 2021- \$1,836,814.50 2022- \$1,836,814.50	
Approved Requests	Amount Requested	Resolution #	Resolution Date	Amount Allocated	Allocated Spent To Date	Remaining Allocated Balance
Communication Towers - Sheriff update obsolete equipment	\$1,679,585.00	45-2021	12/21/2021	\$1,679,585.00	\$1,330,045.86	\$349,539.14
HHS Software upgrade: Avatar medical records software; licenses; functionality	\$108,430.00	21-2022	8/16/2022	\$108,430.00	\$52,855.54	\$55,574.46
Fire Dept. Upgrades: Fire personnel safety equipment/turnout gear	\$465,160.00	20-2022	8/16/2022	\$465,160.00	\$390,074.68	\$75,085.32
County-wide Ambulance Service - Ambulance Replacement Fund: Berline EMS Southern Green Lake County EMS	\$320,000.00 (\$160,000.00 each)	29-2022	10/18/2022	\$320,000.00	\$0.00	\$320,000.00
Ground Water Program - Land Conservation high nitrates - household testing; educational campaign	\$10,515.00	05-2023	1/24/2023	\$10,515.00	\$8,377.78	\$2,137.22
Uniquely Wisconsin Campaign	\$60,000.00	16-2023	6/20/2023	\$60,000.00	\$60,000.00	\$0.00
AED's in Community Sites	\$60,000.00	18-2023	8/15/2023	\$60,000.00	\$59,240.00	\$760.00
<b>ALLOCATED TOTALS:</b>				<b>\$2,703,690.00</b>	\$1,900,593.86	\$803,096.14
	<b><u>TOTAL UNDESIGNATED DOLLARS</u></b>			<b><u>\$969,939.00</u></b>	<b>Updated 12/31/2023</b>	

Undesignated Funds	\$969,939.00
Additional Earned Interest	\$130,700.04
Likely Need to be Reallocated	<u>\$760.00</u>
Likely Available to Allocate	<u><u>\$1,101,399.04</u></u>



**RESOLUTION NUMBER        -2024**

**Resolution to Approve ARPA Funds for Communication Tower Updates**

The County Board of Supervisors of Green Lake County, Green Lake, Wisconsin, duly assembled at its regular meeting on this day 20th of February 2024, does resolve as follows:

- 1    **WHEREAS**, Green Lake County has previously approved a budgetary expenditure of  
2    \$49,000.00 in 2023 for the upgrade of lighting on emergency communication towers  
3    throughout the county; and
- 4    **WHEREAS**, the cost of the project has increased by the amount of \$36,650.00 (a total  
5    project cost of \$85,650.00) since the initial request during the preparation of the 2023  
6    budget; and
- 7    **WHEREAS**, due to this increase and other factors, the project to upgrade the lighting  
8    has not started, but is expected to begin and be completed in 2024; and
- 9    **WHEREAS**, the Green Lake County has allocated other ARPA funds towards the  
10   communication towers project.
- 11   Fiscal note is not applicable.
- 12   Majority vote is needed to pass.

Roll Call on Resolution No.        -2024

Submitted by Finance Committee

Ayes        , Nays        , Absent        , Abstain

Passed and Adopted/Rejected this day of  
20th day of February, 2024.

---

Harley Reabe, Chair

---

Brian Floeter, Vice Chair

---

County Board Chairman

---

Luke Dretske

---

ATTEST: County Clerk  
Approve as to Form:

---

Dennis Mulder

---

Corporation Counsel

---

Don Lenz

13 **NOW THEREFORE BE IT RESOLVED:** by the Green Lake County Board of  
14 Supervisors that the funds for the lighting upgrade for the communication towers  
15 project, in the amount of \$49,000.00, be carried over from 2023 into 2024 in order to  
16 complete the necessary project; and

17 **BE IT FURTHER RESOLVED:** the County Board of Supervisors approves the utilization  
18 of ARPA funds in the amount of \$36,650.00 to cover the increase in expense this  
19 project.



## GREEN LAKE COUNTY OFFICE OF FINANCE

*Kenneth J. Stephani, Finance Director*  
kstephani@greenlakecountywi.gov

*Office: 920-294-4006*  
*FAX: 920-294-4135*

---

### Finance Department Annual Report

#### 2023 in Review

As the year began, Cate Wylie was one month into her role as Green Lake County Administrator and Shannon Barfknecht was in the role of Financial Manager. As issues surfaced striving to get the 2021 audit completed and gather information for the 2022 audit, it was realized that additional assistance was needed. Ginny Hinz was brought in to help the team get work completed. Shannon left Green Lake County in February and Sam Stobbe was asked to step up to do Shannon's work on an interim basis. It was determined that Green Lake County should hire a Finance Director.

The Finance Director was hired in May. The initial role of the Finance Director was to learn the current financial processes, help with the completion of the 2022 audit, secure bank financing for highway projects, create the budget for 2024 with the administrator, get familiar with all of the pieces that make up the county and consider the future financial processes of the county.

#### Accomplishments

- 2024 budget completed timely and in balance
- Centralized contingency funds to better serve all operational obligations in 2024
- Worked closely with CLA and consultant to resolve a 2021 audit issue
- Secured highway bank financing for three years in compliance with auditor recommendations
- Learned much about the operations of County Government
- Implemented Medical Examiner billing to Marquette County
- Overseeing the vehicle rental agreements with Enterprise
- Summarize the extremely detailed financial reports to create the monthly Revenue / Expenditure Analysis report for the Finance Committee

#### Goals moving forward

- Continue to learn more and more about County Government
- Working to write Accounting Policies
- Working to Implement the 2024 Alio / Linq upgrade in April
- Working to document our accounting software needs to move forward with a software selection and implementation of a new ERP software application
- Work with CLA on 2023 Audit
- Implement accounting policies to standardize our transaction processing
- Revise how transactions are processed to enhance 1099 reporting accuracy

I am excited about moving forward at Green Lake County develop more accurate and timely information for administration and the county board.

Respectfully submitted,

Kenneth J. Stephani  
Finance Director  
Green Lake County, Wisconsin



# Green Lake County

Finance Department

Status Report

January 18, 2024

## **Audit of 2022**

The signed audited financial statement for 2022 has been received. CLA is working on the “Single Audit” work that needs to get done yet for 2022. That is related to grant revenue and expenditures. They have been on site and working with HHS to get final information needed.

## **Year end financial work**

The year 2023 has come and gone; however, the invoices and revenue continue to come in. This normally occurs for several months after the year end for our county, largely due to grant activity that is required to be reported in the prior year. Per our auditor’s request, we have switched the way we are processing these transactions. In year’s past, we would process these transactions in period 13. This year, these transactions are being processed in 2024 and accrued back to 2023. When the auditors were here to perform the single audit work, they also gathered information for the 2023 interim audit work.

## **Preparing Financial Statements**

You will find in the Finance Committee packet the preliminary Revenue / Expenditure Analysis for December 2023. This is the second time that you are receiving this report. At your request, we have not provided the many, many pages of detail lines that had been provided in the past. I would love to have a better statement more like the annual bound financial statement, but I do not yet have an efficient way to assemble that. The Revenue / Expenditure Analysis format provides an good view of how dollars are being spent. I will be following up with all departments to discuss over budget situations now that the year has ended. Please know that there are still bills and revenue coming that impact the totals for 2023. Thus, this is a preliminary report.

## **Other activities and Operations**

In addition to the above items, Finance is working on:

- Preparing 1099s for 2023
- Writing up Finance Policies to solidify our financial processes
- Reviewing all departments' budgets
- Preparing for an Alio / Linq upgrade and eventual replacement
- Preparing for the 2023 audit

Respectfully submitted,

Kenneth J. Stephani, CPA  
Finance Director  
Green Lake County, Wisconsin

2023 Revenue / Expenditure Anaylsis				December 31, 2023	
				as of 1/17/2024	
	2023 Orig Budget	2023 Revised Budget	2023 Year to Date	Remaining	PERCENT USED
ADMINISTRATOR					
Expenditures	298,416	300,461	354,870	-54,409	118.11%
Revenues	0	4,500	0	4,500	0.00%
Tax Levy	298,416	295,961	295,961	0	100.00%
CAPITAL OUTLAY FUND					
Expenditures	913,958	1,279,026	1,024,005	255,020	80.06%
Revenues	695,596	695,596	0	695,596	0.00%
Tax Levy	218,362	583,430	218,362	365,068	37.43%
CIRCUIT COURT					
Expenditures	117,623	117,622	123,754	-6,132	105.21%
Revenues	25,000	25,000	20,289	4,711	81.16%
Tax Levy	92,623	92,622	92,622	0	100.00%
CLERK OF COURTS					
Expenditures	491,988	491,689	528,862	-37,173	107.56%
Revenues	257,655	257,655	249,701	7,954	96.91%
Tax Levy	234,333	234,034	234,034	0	100.00%
COMMITTEES, BOARDS, & COMMISSIONS					
Expenditures	36,566	36,566	37,536	-970	102.65%
Revenues	0	0	0	0	#DIV/0!
Tax Levy	36,566	36,566	36,566	0	100.00%
CORPORATION COUNSEL					
Expenditures	225,302	225,303	185,543	39,760	82.35%
Revenues	3,250	3,250	5,422	-2,172	166.82%
Tax Levy	222,052	222,053	222,053	0	100.00%
COUNTY BOARD					
Expenditures	38,955	38,955	36,445	2,510	93.56%
Revenues	0	0	0	0	#DIV/0!
Tax Levy	38,955	38,955	38,955	0	100.00%
COUNTY CLERK					
Expenditures	241,409	241,409	217,457	23,952	90.08%
Revenues	8,565	19,135	28,820	-9,685	150.61%
Tax Levy	232,844	222,274	222,274	0	100.00%
COUNTY CLERK - ELECTIONS					
Expenditures	36,730	36,730	36,814	-84	100.23%
Revenues	2,570	2,570	6,368	-3,798	247.79%
Tax Levy	34,160	34,160	34,160	0	100.00%
DISTRICT ATTORNEY					
Expenditures	236,207	236,207	233,844	2,363	99.00%
Revenues	57,500	57,500	48,761	8,739	84.80%
Tax Levy	178,707	178,707	178,707	0	100.00%
ECONOMIC DEVELOPMENT CORPORATION					
Expenditures	12,025	12,025	11,900	125	98.96%
Revenues	0	0	0	0	#DIV/0!
Tax Levy	12,025	12,025	12,025	0	100.00%
EMERG. MGT/EPCRA/HAZMAT					
Expenditures	68,841	76,076	65,563	10,513	86.18%
Revenues	31,786	39,021	52,455	-13,434	134.43%
Tax Levy	37,055	37,055	37,055	0	100.00%
EMERGENCY MEDICAL SERVICES (EMS)					
Expenditures	2,257,638	2,257,638	1,839,793	417,845	81.49%
Revenues	20,000	20,000	0	20,000	0.00%
Tax Levy	2,237,638	2,237,638	2,237,638	0	100.00%

2023 Revenue / Expenditure Anaylsis				December 31, 2023	
				as of 1/17/2024	
	2023 Orig Budget	2023 Revised Budget	2023 Year to Date	Remaining	PERCENT USED
COUNTY FAIR					
Expenditures	151,283	151,283	146,240	5,043	96.67%
Revenues	42,757	42,757	55,691	-12,934	130.25%
Tax Levy	108,526	108,526	108,526	0	100.00%
FINANCE					
Expenditures	0	0	0	0	#DIV/0!
Revenues	0	0	0	0	#DIV/0!
Tax Levy	0	0	0	0	#DIV/0!
HUMAN SERVICES					
Expenditures	9,666,122	9,672,707	8,522,257	1,150,450	88.11%
Revenues	7,000,271	7,000,001	8,494,143	-1,494,142	121.34%
Applied from Reserve	0	0		0	#DIV/0!
Tax Levy	2,665,851	2,672,706	2,666,121	6,585	99.75%
HIGHWAY - ROADS AND BRIDGES					
Expenditures	4,536,154	4,536,153	4,853,833	-317,680	107.00%
Revenues	1,980,008	1,141,633	1,182,949	-41,316	103.62%
Debt Borrowing			3,600,000		
Applied from Reserve	0	0		0	#DIV/0!
Tax Levy	2,556,146	2,556,146	2,556,146	0	100.00%
HIGHWAY-SUMMARY					
Expenditures	5,598,203	5,598,204	6,073,626	-475,422	108.49%
Revenues	5,598,203	5,598,203	6,078,603	-480,400	108.58%
Applied from Reserve	0	0	0	0	#DIV/0!
Tax Levy	0	1	0	1	0.00%
INSURANCE					
Expenditures	479,400	479,400	466,896	12,504	97.39%
Revenues	117,000	117,000	22,361	94,639	19.11%
Tax Levy	362,400	362,400	362,400	0	100.00%
INFORMATION TECHNOLOGY					
Expenditures	840,315	840,315	764,967	75,348	91.03%
Revenues	14,471	14,471	11,748	2,723	81.18%
Tax Levy	825,844	825,844	825,844	0	100.00%
LAND CONSERVATION					
Expenditures	793,881	793,881	704,886	88,995	88.79%
Revenues	430,697	430,697	328,139	102,558	76.19%
Tax Levy	363,184	363,184	363,184	0	100.00%
LAND INFORMATION					
Expenditures	153,000	153,000	38,926	114,074	25.44%
Revenues	153,000	153,000	164,529	-11,529	107.54%
Tax Levy	0	0	0	0	#DIV/0!
LAND USE PLANNING/ZONING					
Expenditures	456,206	456,206	417,582	38,624	91.53%
Revenues	162,225	152,725	143,975	8,750	94.27%
Tax Levy	293,981	303,481	303,481	0	100.00%
LIBRARY SERVICES					
Expenditures	363,314	363,314	363,314	0	100.00%
Revenues	0	0	0	0	#DIV/0!
Tax Levy	363,314	363,314	363,314	0	100.00%
MAINTENANCE					
Expenditures	535,367	538,844	574,554	-35,710	106.63%
Revenues	2,000	2,000	0	2,000	0.00%
Tax Levy	533,367	536,844	536,844	0	100.00%
MEDICAL EXAMINER					
Expenditures	53,470	53,470	117,440	-63,970	219.64%
Revenues	0	0	66,560	-66,560	#DIV/0!
Tax Levy	53,470	53,470	53,470	0	100.00%



2023 Revenue / Expenditure Anaylsis				December 31, 2023	
				as of 1/17/2024	
	2023 Orig Budget	2023 Revised Budget	2023 Year to Date	Remaining	PERCENT USED
PARKS					
Expenditures	179,649	211,794	152,532	59,262	72.02%
Revenues	140,560	140,560	101,847	38,713	72.46%
Tax Levy	39,089	71,234	71,234	0	100.00%
PERSONNEL					
Expenditures	66,615	49,368	32,270	17,098	65.37%
Revenues	21,747	4,500	0	4,500	0.00%
Tax Levy	44,868	44,868	44,868	0	100.00%
PURCHASING/UTILITIES					
Expenditures	261,410	261,410	234,814	26,596	89.83%
Revenues	8,000	8,000	5,971	2,029	74.64%
Tax Levy	253,410	253,410	253,410	0	100.00%
REGISTER OF DEEDS					
Expenditures	285,321	285,321	259,124	26,197	90.82%
Revenues	180,150	180,150	222,572	-42,422	123.55%
Tax Levy	105,171	105,171	105,171	0	100.00%
SHERIFF'S OFFICE					
Expenditures	5,605,473	5,605,472	5,392,562	212,910	96.20%
Revenues	456,686	448,437	398,952	49,485	88.97%
Applied from reserve	0	0		0	#DIV/0!
Tax Levy	5,148,787	5,157,035	5,157,035	0	100.00%
TREASURER					
Expenditures	217,715	217,714	220,422	-2,708	101.24%
Revenues	14,600	14,600	34,664	-20,064	237.43%
Tax Levy	203,115	203,114	203,114	0	100.00%
UW-EXTENSION					
Expenditures	171,626	171,626	117,746	53,880	68.61%
Revenues	10,403	4,700	2,934	1,766	62.44%
Tax Levy	161,223	166,926	166,926	0	100.00%
VETERANS' SERVICE OFFICE					
Expenditures	139,363	139,363	124,496	14,867	89.33%
Revenues	17,368	17,368	14,575	2,793	83.92%
Tax Levy	121,995	121,995	121,995	0	100.00%
APPLIED FUNDS					
Expenditures	0	0		0	#DIV/0!
Revenues	463,774	463,774	0	463,774	0.00%
Tax Levy	0	0	0	0	#DIV/0!
CONTINGENCY					
Expenditures	75,000	1,143,109	123,314	1,019,795	10.79%
Revenues	75,000	75,000	263,492	-188,492	351.32%
Tax Levy	0	1,068,109	1,068,109	0	100.00%
DEBT SERVICE					
Expenditures	1,904,094	1,140,000	1,141,568	-1,568	100.14%
Revenues	1,102,594	100	37,417	-37,317	37416.81%
Tax Levy	801,500	801,500	801,500	0	100.00%
BUILDING BOND PAYMENTS					
Expenditures	1,102,594	1,102,594	1,102,593	1	100.00%
Rev: Sales Tax + Inte	1,102,494	1,102,494	2,347,643	-1,245,149	212.94%
GENERAL REVENUES	805,749	805,749	1,159,934	-354,185	143.96%
911 PROJECT					
Expenditures	112,066	112,066	24,745	87,321	22.08%
ARPA					
Expenditures		2,626,032	558,704		
Revenue			86,667		
Opioid Settlement					
Expenditures		0	0		
Revenue		0	34,441		
Dog License					
Expenditures			1,256		
Revenue			8,415		

2023 Revenue / Expenditure Anaylsis				December 31, 2023	
				as of 1/17/2024	
	2023 Orig Budget	2023 Revised Budget	2023 Year to Date	Remaining	PERCENT USED
TOTALS from the report					
EXPENDITURES		41,713,853	37,227,053	4,486,800	89.24%
REVENUE		21,083,024	22,541,843	-1,458,819	106.92%
TAX LEVY		17,753,925	13,766,787	3,987,138	
NET (Over / (under) spend		-2,876,904	-918,423	-1,958,481	
TOTALS from lines above					
Expenditures	32,022,502	42,052,353	37,227,053		88.53%
Revenues	14,300,982	19,042,146	19,332,396		101.52%
Applied from Reserves					
Calculated Levy	17,721,520	23,010,207	17,894,657		77.77%
Tax Levy from above	18,878,977	20,364,758	19,993,104		
Compiled by: Finance Director					

2024

COUNTY BOARD SUPERVISOR CLAIMS

PAID in February

SUPERVISOR	MTG PYMT	REM EXPENS.	TOTAL PYMTS
DAVID ABENDROTH, DIST 4			\$ -
KEN BATES , DIST. 5	\$ 95.00	\$ 19.65	\$ 114.65
WILLIAM BOUTWELL, DIST 9			\$ -
CHUCK BUSS, DIST. 2			\$ -
LUKE DRETSKE, DIST. 17*	\$ 285.00	\$ 65.50	\$ 350.50
BRIAN FLOETER, DIST. 6*	\$ 1,020.00	\$ -	\$ 1,020.00
JOE GONYO, DIST 16			\$ -
NANCY Hiestand, DIST 8			\$ -
NANCY HOFFMANN, DIST 1*	\$ 370.00	\$ 196.50	\$ 566.50
NITA KRENZ, DIST 15			\$ -
DON LENZ, DIST 13			\$ -
DENNIS MULDER, DIST 14	\$ 180.00	\$ 53.30	\$ 233.30
ELIZABETH OTTO, SECRETARY			\$ -
HARLEY REABE, DIST 11	\$ 405.00	\$ 12.00	\$ 417.00
ROBERT SCHWEDER, DIST. 12			\$ -
CURT TALMA, DIST 3			\$ -
GENE THOM, DIST 19			\$ -
RICHARD TROCHINSKI, DIST. 18			\$ -
SUE WENDT, DIST. 10			\$ -
CHARLIE WIELGOSH, DIST. 7			\$ -
TOTAL	\$2,355.00	\$ 346.95	\$ 2,701.95

FINANCE COMMITTEE

January 24, 2024

\$220.25

We the undersigned members of the Finance Committee, Green Lake County Board of Supervisors, have this date reviewed the below listed Monthly Claims for payment and approve said payments as indicated.

<u>PAYEE</u>	<u>AMOUNT</u>
Gloria Lichtfuss	57.45
Terri Manuel*	115.18
Christine Schapfel	47.62

\$220.25

\*More than one month

\_\_\_\_\_  
Harley Reabe

\_\_\_\_\_  
Don Lenz

\_\_\_\_\_  
Luke Dretske

\_\_\_\_\_  
Dennis Mulder

\_\_\_\_\_  
Brian Floeter